

# Navajo Tribal Utility Authority

An Enterprise of the Navajo Nation



## 2014

### PROGRESS REPORT

#### UTILITIES:

Electric | Natural Gas | Water | Wastewater | Renewable Energy | Communications

#### REGION SERVED:

Northern Arizona | Northwestern New Mexico | Southeastern Utah

#### SERVICE AREA:

27,000 square miles



# Ya'aa'teeh and Greetings,

Another year has passed and I'm happy to report that it's been another successful one here at the Navajo Tribal Utility Authority. As I have said before, and will say again, our pledge remains the same. It is a solid promise



to help improve the lives of families living throughout our service territory. Our core mission is to economically extend multi-utility services to as many home and businesses as possible. That's always been our goal and has personally been my primary objective.

I've been working on behalf of the Navajo people since 2008. It's been an honor and a privilege to fulfill this challenge. Nothing replaces gratitude, especially when we hear "Ah'ee'ee." It is our hope that 2015 will have the same positive results because it means that we've helped more families and assisted in business development.

Any progress means progress for the Navajo Nation and the Navajo people. Our journey isn't over. There's still a long road ahead. However with your assistance as Navajo Nation leaders, we can strengthen our partnership to continue build our Nation. Partnership is imperative as it is valuable. Families are waiting and their wait has been long enough.

With this progress report, we share some of our 2014 accomplishments. We hope that this report provides you with insight into our utility work. We believe that our achievements are your achievements, demonstrating that a tribal enterprise is committed to progress.

I am especially proud of our staff throughout the NTUA. Each employee has an important role in the delivery of utility services. Without them, NTUA could not begin to complete its mission. They are dedicated, working together as a team to overcome obstacles in order to extend multi-utilities throughout the service territory. Their commitment helps us keep our pledge to provide safe and reliable utility services. I join NTUA employees in their inspired dedication to develop the Great Navajo Nation. Progress is our motivation.

On behalf of our Management Board and employee workforce, I thank you in advance for your support, understanding, and encouragement throughout 2015. As General Manager, I know that a utility service connection is such a positive life changing event; therefore, it is my personal goal to see that more families experience that joy.

Sincerely,

Walter W. Haase, P.E.  
General Manager  
Navajo Tribal Utility Authority

# NTUA – Progress Since 1959

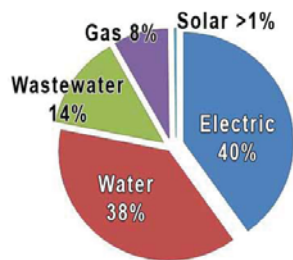
The Navajo Tribal Utility Authority was established in 1959 by Navajo leadership as tribal department – then later -- as a self-sustaining tribal enterprise to provide utility services to the Navajo People. NTUA extends electricity, water, natural gas, wastewater treatment, and photovoltaic (solar power), and communication services to residents throughout the 27,000 square-mile Navajo Nation. As of the end of 2014, NTUA serves 39,727 electric customers, 37,681 water, 13,636 waste water customers, 7,889 natural gas customers, and 220 solar power customers.

The tribal utility authority, an enterprise of the Navajo Nation, operates under a tariff rate and takes pride in having one of the lowest electricity rates throughout the western United States. The Navajo Nation Council Resources and Development Committee is the oversight committee -- while a seven member professional Management Board -- helps provide specialized guidance to Management.

To support the operations of the different utilities, NTUA is organized into seven district offices and two Sub-offices. Each District and Sub-office serves as the central point for customer service and utility operation. The Districts are equipped with manpower, materials, and equipment, as well as business systems to support operations within their respective service regions. The district offices are located Shiprock, Kayenta, Dilkon, Chinle, Fort Defiance, Tuba City, and Crownpoint. The sub-offices are located in Red Mesa and Nageezi.

Today – there are 693 employees, 674 are Navajo – giving NTUA the distinction of a 97 percent workforce of Navajo Descent. With each project, NTUA seeks to strengthen the partnership with the Navajo Nation, the federal government and other outside governments and agencies to create a team commitment to extend utility services to residents living throughout the Navajo Nation.

## CUSTOMER COUNT



# Announcing Choice NTUA Wireless



The business doors opened in 2014, introducing Choice NTUA Wireless to the Navajo Nation. This is historic. This is the first time the Navajo Nation has any ownership in a mobile/internet company. NTUA Wireless is 51 percent owned by NTUA, and 49 percent by Commnet, an international communications business. Together, NTUA and Commnet celebrated its alliance because it meant progressive communication change for the Navajo people.

Choice NTUA Wireless was created from the Nation Middle/Last Mile Project: Quality Broadband for the Navajo People. In 2010, NTUA received notification that it was awarded \$32 million grant through the American Recovery and Reinvestment Act (ARRA) for a major broadband initiative administered by the U.S. Department of Commerce National Telecommunications and Information Administration (NTIA). The plan was to build a fiber optic network communications and microwave infrastructure throughout the central core of the Navajo Nation.

“When we looked at the broadband access map, the void in the southwest was predominately the Navajo Nation. With this project, we fill a large portion of that gap,” said NTUA General Manager Walter Haase after the project award was announced. “This project allows high quality reliable communications service in the Navajo Nation and enables information and communication flow throughout the region.

“This is a huge step forward in terms of



*NN President Ben Shelly cuts telephone cord during Grand Opening Ceremony with NTUA Choice Wireless Chairperson Belinda Eriacho, standing to his left.*

high capacity connectivity,” he said. “The Navajo Nation is not waiting to catch up with the rest of the country.”

The project is complete and extends over 550 miles. The construction plan includes fiber optic cable enhanced by a microwave tower network to provide broadband access to 15,120 square miles of the Navajo Nation’s 27,000 square mile area.

The project 4G LTE project itself, provides fixed and mobile service to tribal communities, schools, and health care providers. Schools - our children and teachers - have access to the best internet technology possible. Navajo Nation Chapters also have a connection to high quality, more reliable internet and broadband connectivity, which is vital to the economic development, education, employment, and health and safety of the region. Overall, the NTUA Broadband project offers a service that will meet the needs of our people and the southwest region for generations. Choice is an important part of the new name. Choice brings Choice to a region that had little choice of many years. This limitation was the primary reason why NTUA sought to add a communications branch to the utility. Choice NTUA Wireless is a company that has tremendous strengths in the communications/utility industry, providing access to over 30,000 households and 1,000 businesses in 15 of the largest communities on the Navajo Nation, including Window Rock, Shiprock, Kayenta, Chinle, Ganado, Dilkon, and Tuba City.

## NTUA Gets National Status



Since 2011 – to 2015, NTUA has been designated as Reliable Public Power provider by the American Public Power Association. It’s quite an honor for NTUA to receive this designation as one of the public power utilities in the western United States to earn the Reliable Public Power Provider (RP3) Award. It is an honor for NTUA and the Navajo Nation. It is a tremendous accomplishment, demonstrating the hard work of a dedicated work force.

## Smart Grid –New Meters, More Convenience



NTUA has put in place utility meters to improve the utility infrastructure network. In 2014, NTUA completed this massive under-taking, replacing over 39,000 electric meters throughout the service territory. This project, called Smart Grid, was made possible with a federal grant from the U.S. Department of Energy for \$4.9 Million. NTUA contributed close to \$6 Million to get the project underway. These new technology meters will allow NTUA to read meters remotely, saving time and money. In addition, customers will access to detailed information of electricity consumption, allowing them to use electricity more wisely and to help with manage utility bills. Now that the electric side is complete, NTUA will move to begin replacement of water meters and natural gas meters.

## Renewable Energy Development

Throughout the United States, there's been talk of renewable energy which includes solar and wind energy. As the utility leader on the Navajo Nation, NTUA is also looking ahead. NTUA did build solar energy producing systems and place them at various locations. This was to demonstrate that the Navajo Nation can serve as home to renewable energy systems. To date, NTUA has the largest solar panels on the Navajo Nation. Now that a blueprint exists, NTUA will continue to pursue renewable energy development in hopes of increasing energy sources for the future of the Navajo Nation benefitting generations upon generations.

## Sharing the NTUA story

NTUA offers an extensive bilingual customer educational program to generate and foster a better understanding of NTUA operations. Staff members are prepared to visit with groups interested in learning more about NTUA and its programs. The presentations include short workshops to further educate customers, such as energy and water conservation, and utility safety, especially for children and the elderly.

## Partnership brings Progress

It was a partnership for a purpose and one that changed the lives of over 50 families in the Lechee region. NTUA, the owners of Navajo Generating Station, and Lechee Chapter agreed to extend electricity to families who have been living without for decades. The agreement was to energize isolated homes over a three year period.

"We understand that families in this region had lost hope because they have been waiting for years," said NTUA General Manager Walter Haase. "The goal of the partnership was to restore that lost hope and give families the access to electricity."

The family of Margie and Alvin Tso were among the first



*Margie and Alvin Tso*

round. For years, the Tsos did what they could for their family of eight of children. Live wasn't easy.

"But we made it through, and now we're going to enjoy these lights," Margie Tso told reporters, explaining that her children did homework under the light of a kerosene or gas lamp

for years. Today, they join other Lechee families who celebrated having holiday lights for the first time.

According to the partnership proposal, NTUA provided matching funds and build the project. In the first year, the project placed power lines to 17 homes. Over the following two years, it will be 28 and 17 homes, respectively. The Lechee project is a result of federal grants, the NTUA, and the owners of the Navajo Generating Station run by the Salt River Project. The \$4.8 million project that began in 2012 has a goal of connecting all the homes along the route by mid-2015.



*NTUA Customer Representative Harry Begay, Jr., along with Lechee Chapter Coordinator Wilford Lane (left) worked closely with regional families.*



# What's in the Water

Under the federal Safe Drinking Water Act (SDWA) NTUA is required to monitor public water supplied systems on a monthly basis for bacteriological contaminants and quarterly or annually for chemical and radiochemical contaminants in our drinking water. This means that NTUA analyzes routine water tests on all NTUA maintained and operated water system(s). Some contaminants can cause serious health concerns, therefore we must monitor the quality of NTUA drinking water very closely. Should the water system ever be a concern, NTUA will immediately issue a public notice.

Furthermore, on an annual basis, the SDWA requires NTUA to inform customers of the quality of our drinking water. NTUA meets this federal requirement by issuing an annual Consumer Confidence Report (CCR). These CCR's are published by July 1 and serve as a summary of the previous year's water quality; in short, the CCR is like a "Report Card".

Every January, the NTUA Environmen-



tal Compliance and Laboratory Department reviews all the previous year's bacteriological, chemical, and radiochemical sampling data for 90 water systems. If there was a positive result of bacteriological contaminants at a water system or an exceedance of an MCL (Maximum Contaminant Level), it is reported in this CCR. NTUA also explains the health effects of these contaminants. Copies of these reports are available at NTUA upon request.

# Financial Plan helps Improve Window Rock Waste Water Treatment Plant

Several years ago, NTUA looked into different funding options for major capital projects. In the outside world, there was a mechanism called New Markets Tax Credit, which was established in 2000 as part of the Community Renewal Tax Relief Act of 2000. The goal of the program is to spur revitalization efforts of low-income and impoverished communities across the United States. The NMTC Program provided tax credit incentives to investors for equity investments in certified Community Development Entities, which invest

in low-income communities. This was the first time this funding source was put to use here on the Navajo Nation. With it NTUA was able to build a new electric substation, a new district office, and last year add improvements to the Window Rock Wastewater Treatment Plant. Phase One was completed in the fall of 2014. It was a \$13 million dollar project and NMTC program provided \$2.2 Million. Other funding agencies included the USDA, and the USDA Native American Indian set-aside grant. Phase two will get underway in 2015.







Navajo Tribal Utility Authority

An Enterprise of the Navajo Nation

# Utility Construction Projects





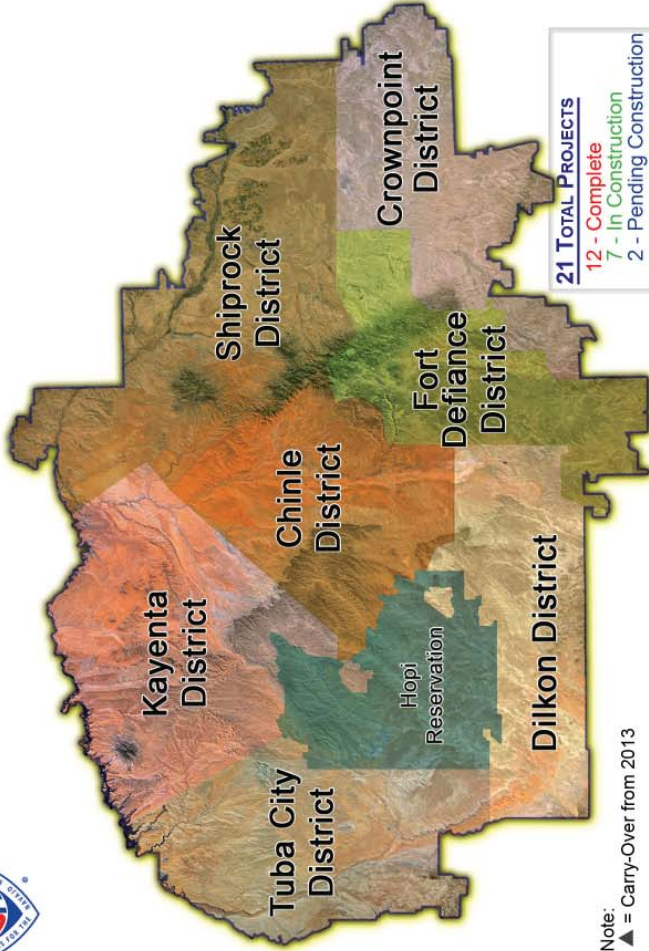


# 2014 Community Power Line Projects



## Target:

21 Projects  
171 Families and  
132.04 Miles of Line  
Initial Target: 14 Projects, 142 Families  
and 106.61 Miles of Line



21 TOTAL PROJECTS  
12 - Complete  
7 - In Construction  
2 - Pending Construction

## Proposed Budget:

**\$10,907,639.52**

(\*2,148,037.33 NTUA Contribution)

Initial Budget: \$9,220,478.10

(\*2,132,843.47 NTUA Contribution)

Note:  
▲ = Carry-Over from 2013

Location	Families	Location	Families	Location	Families	Location	Families	Location	Families
<b>CHINLE DISTRICT</b>		<b>FORT DEFIANCE DISTRICT</b>		<b>DILKON DISTRICT</b>		<b>KAYENTA DISTRICT</b>		<b>SHIPROCK DISTRICT</b>	
Ganado Ph V ..... 7		Wide Ruins ..... 7		Low Mountain ..... 1		Oijatoh ..... 20		Cudei to Red Valley .... 0	
Rock Point ..... 16		Pine Springs Scattered ..... 7		Scattered ..... 12		Douglas Mesa Ph V ..... 14		Shiprock ..... 0	
Scattered Ph II ..... 4		Twin Lakes ..... 0		Steamboat ..... 16		To'hajilch'i'l ..... 0		Section 2 Pole ..... 28	
Low Mountain ..... 4		OEHE Booster Station ..... 1		Wide Ruins ..... 3		Desert Meadows ..... 0		Replacement ..... 7	
Scattered Ph II ..... 1				Tanner Springs ..... 3		3-Ph URO & 1-Ph OH ..... 0		Shiprock ..... 0	
Ganado Ph V Add-on ..... 1				Bear Springs ..... 3		Farm A Lift Station ..... 5		Shadow Mountain Ph IIA ..... 5	
<b>TOTAL FAMILIES: 28</b>		<b>TOTAL FAMILIES: 7</b>		<b>TOTAL FAMILIES: 32</b>		<b>TOTAL FAMILIES: 34</b>		<b>TOTAL FAMILIES: 0</b>	
Sub-Total: \$966,538.24		Sub-Total: \$359,878.85		Sub-Total: \$1,775,424.48		Sub-Total: \$967,328.11		Sub-Total: \$1,970,649.64	
		<b>TOTAL FAMILIES: 70</b>		<b>TOTAL FAMILIES: 820.20</b>		<b>TOTAL FAMILIES: 820.20</b>		<b>TOTAL FAMILIES: 820.20</b>	
		Sub-Total: \$4,867,820.20				Sub-Total: \$4,867,820.20			

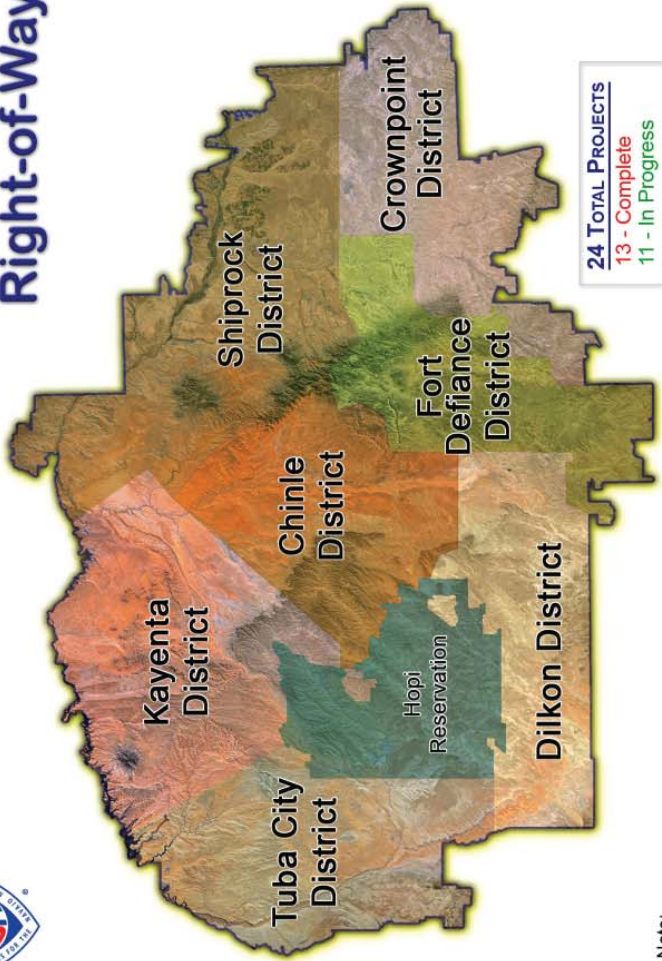


# 2014 Community Power Line Projects Right-of-Way ONLY



**Target:**  
 24 Projects  
 292 Families and  
 151.09 Miles of Line  
*Initial Target: 11 Projects, 215 Families  
 and 100.22 Miles of Line*

**Proposed Budget:**  
**\$1,982,235.00**  
*Initial Budget: \$1,338,186.32*



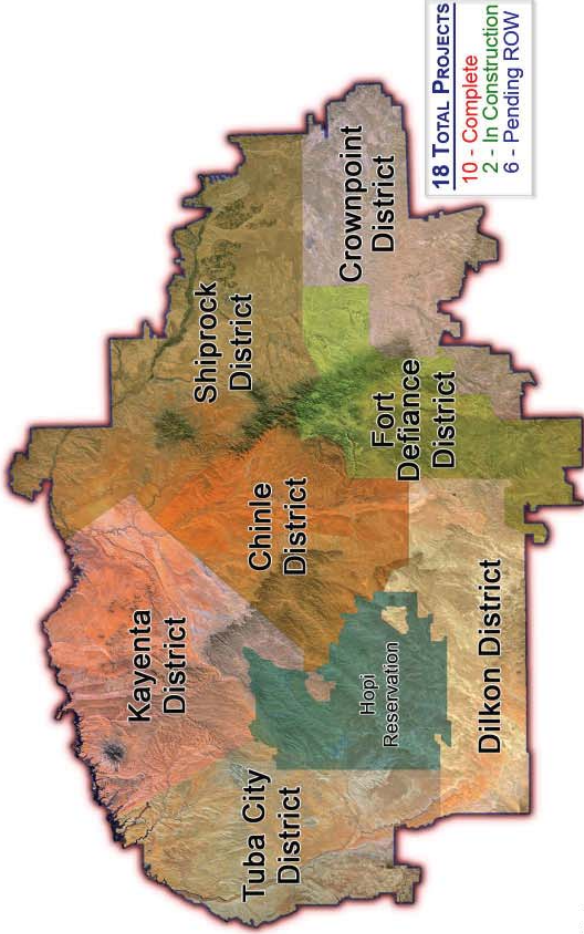
**24 TOTAL PROJECTS**  
 13 - Complete  
 11 - In Progress

Note:  
 ▲ = Carry-Over from 2013

District	Location	Families	Location	Families	Location	Families	Location	Families	Location	Families
<b>CHINLE DISTRICT</b>	▲ Kinlichee	33	Da Ni Dzil Gai	27	Central Area	26	Scattered	1	Fort Defiance Steamboat Booster Station	1
	<b>TOTAL FAMILIES: 87</b>									
	Sub-Total: \$405,539.57									
	<b>Sub-Total: \$405,539.57</b>									
<b>DILKON DISTRICT</b>	Greasewood Spring	31	Scattered	5	Wood Chop Tank	16	Scattered	7	Elephant Butte	10
	Jeddito	10	Scattered	7	Scattered	16	Scattered	7	Scattered	10
	<b>TOTAL FAMILIES: 69</b>									
	Sub-Total: \$402,003.00									
<b>FORT DEFIANCE DISTRICT</b>	OEHE	1	Fort Defiance St. Michael Booster Station	31	OEHE Gallup	1	Twin Lakes Booster	1	3-Ph to Multipurpose Bldg	69
	<b>TOTAL FAMILIES: 2</b>									
	Sub-Total: \$37,138.50									
	<b>Sub-Total: \$37,138.50</b>									
<b>KAYENTA DISTRICT</b>	Kayenta	31	Hall/Burns Extension	31	Dennehotso	6	Scattered	1	Mexican Water 3-Ph to Multipurpose Bldg	69
	<b>TOTAL FAMILIES: 69</b>									
	Sub-Total: \$622,880.68									
	<b>Sub-Total: \$622,880.68</b>									
<b>SHIPROCK DISTRICT</b>	OEHE Shiprock	1	Sheepsprings Booster Station	1	OEHE Shiprock	1	Shiprock Lift Station	1	Toadlena Booster Station	4
	<b>TOTAL FAMILIES: 4</b>									
	Sub-Total: \$62,070.75									
	<b>Sub-Total: \$62,070.75</b>									
<b>TUBA CITY DISTRICT</b>	▲ Coalmine Canyon	33	Scattered	17	White Mesa	1	Morris Chee Ext.	7	Scattered Phase III	3
	<b>TOTAL FAMILIES: 61</b>									
	Sub-Total: \$452,602.50									
	<b>Sub-Total: \$452,602.50</b>									



# Office of the Deputy General Manager 2014 Natural Gas Construction - Commercial



**Target:**  
 18 Commercial Customers  
 Initial Target: 9 Projects  
**Proposed Budget:**  
**\$899,421.20**  
 Initial Budget: \$537,697.50

Note:  
 ▲ = Carry-Over from 2013

Location	Projects
▲ Kinlichee.....	2
BIA School Chinle Justice Center (ROW)	1
<b>TOTAL CUSTOMERS:</b>	<b>3</b>
<b>Sub-Total:</b>	<b>\$182,722.85</b>

Location	Projects
<b>TOTAL CUSTOMERS:</b>	<b>7</b>
<b>Sub-Total:</b>	<b>\$183,321.90</b>

Location	Projects
FD Youth Center .....	1
Service Line	
Window Rock .....	1
McDonalds	
NHA CSD .....	1
Little Folks Daycare..	1
Rabbit Brush .....	2
A-Frames (ROW)	
FD North Loop (ROW),...	1
<b>TOTAL CUSTOMERS:</b>	<b>7</b>
<b>Sub-Total:</b>	<b>\$183,321.90</b>

Location	Projects
▲ IHS Kayenta.....	1
Phase II	
▲ Kayenta.....	1
Laundromat	
<b>TOTAL CUSTOMERS:</b>	<b>2</b>
<b>Sub-Total:</b>	<b>\$177,852.80</b>

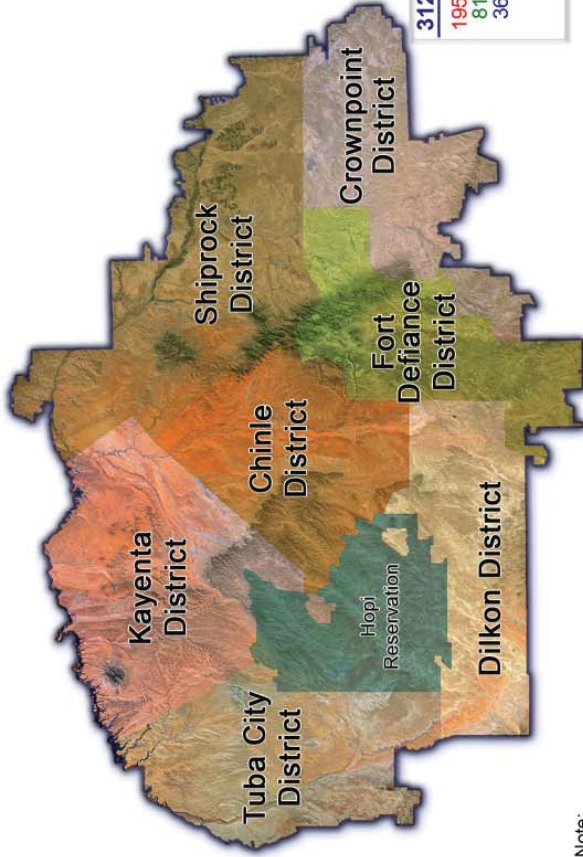
Location	Projects
▲ Upper Fruitland (ROW)	1
SR 36 Acres.....	1
Phase I	
SR Youth Center .....	1
Phase II	
NAPI .....	1
Lab & Admin.	
Dream Dine Modulars ....	1
<b>TOTAL CUSTOMERS:</b>	<b>5</b>
<b>Sub-Total:</b>	<b>\$299,458.69</b>

Location	Projects
▲ Tuba City - Main .....	1
(ROW)	
<b>TOTAL CUSTOMERS:</b>	<b>1</b>
<b>Sub-Total:</b>	<b>\$56,064.96</b>



# Office of the Deputy General Manager

## 2014 Natural Gas Construction - Residential



**Target:**  
312 Residential Customers  
Initial Target: 94

**Proposed Budget:**  
\$684,004.04  
Initial Target: \$130,596.77

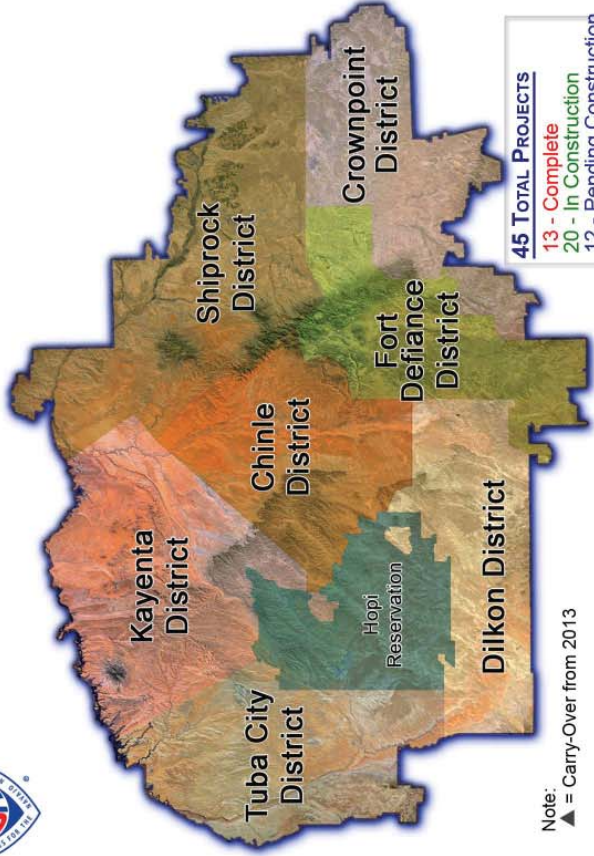
**312 TOTAL FAMILIES**  
195 - Complete  
81 - In Construction  
36 - Pending  
15 - Construction  
20 - PS&E  
1 - ROW

Note:  
▲ = Carry-Over from 2013

District	Location	Families	Total Customers	Sub-Total
<b>CHINLE DISTRICT</b>	NHA AZ 12-67 ..... 1 NHA AZ 12-69 ..... 65 NHA AZ 12-03 ..... 3 CUSD Phase II ..... 12 CUSD Phase III ..... 14 CUSD Phase IIb ..... 8 Emmett Bia, Jr. .... 1 NHA AZ 12-160 ..... 3 Nazlini (PS&E)	107	\$128,792.32	
<b>CROWNPOINT DISTRICT</b>			5	\$19,228.87
	NHA AZ 12-81 ..... 5 Greasewood (PS&E)			
<b>FORT DEFIANCE DISTRICT</b>	Karigan Estates ..... 10 Phase III b ..... 40 NHA AZ 12-04 ..... 40 NHA NM 15-36 ..... 40 Phase III ..... 40 NHA NM 15-36 ..... 40 Phase II ..... 1 Edward Tso ..... 1 Howard Begay ..... 1 NHA 15-691 ..... 2 Twin Lakes (PS&E)	134	\$264,921.83	
<b>KAYENTA DISTRICT</b>	NHA AZ 12-150 ..... 10 (PS&E)	10	\$169,498.48	
<b>SHIPROCK DISTRICT</b>	NHA NM 15-11 ..... 23 Phase I ..... 17 Johnson Yazzie ..... 1 NHA NM 15-11 ..... 15 Burned Units (Pending Construction)	56	\$101,562.90	
<b>TUBA CITY DISTRICT</b>	▲ Tuba City RHGG ..... 48 (PS&E) Moved to 2015	0	\$0	
<b>TOTAL CUSTOMERS:</b>		<b>312</b>		



# 2014 Civil Engineering Department - Capital Projects



**Target:**  
**44 Capital Projects**  
**Initial Target: 17 Projects**

**Proposed Budget:**  
**\$26,604,376.00**  
**Initial Budget: \$27,851,773**

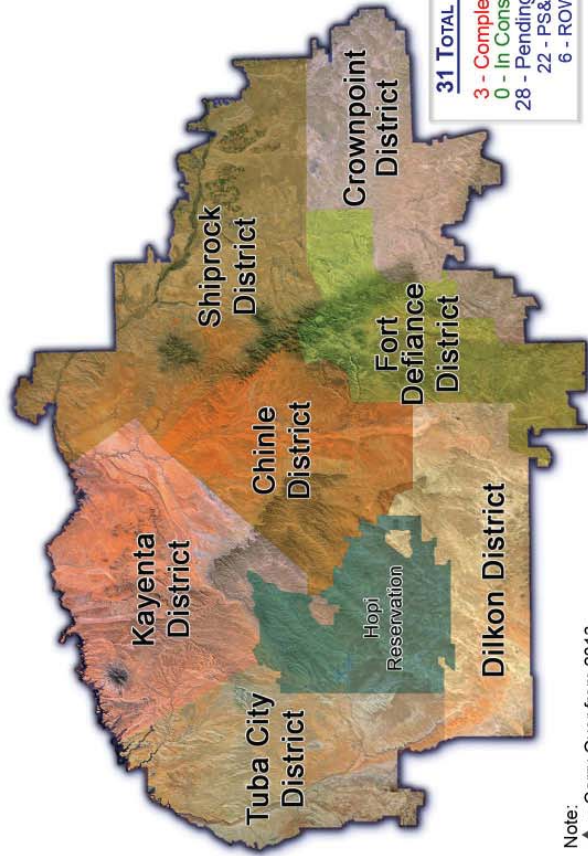
**45 TOTAL PROJECTS**  
 13 - Complete  
 20 - In Construction  
 12 - Pending Construction

Note:  
 ▲ = Carry-Over from 2013

Location	Projects	Location	Projects	Location	Projects	Location	Projects	Location	Projects	Location	Projects	Location	Projects
<b>CHINLE DISTRICT</b>	BIA Many farms ..... 1	<b>CROWNPOINT DIST.</b>	Pinedale Water Press. . 1	<b>KAYENTA DISTRICT</b>	Shonto Lift Station ..... 1	<b>SHIPROCK DISTRICT</b>	Sweetwater..... 1	<b>TUBA CITY DISTRICT</b>	Rocky Ridge PRV ..... 1	<b>FORT DEFIANCE DISTRICT</b>	Window Rock ..... 1	<b>DILKON DISTRICT</b>	Dilkon AMI ..... 1
Waterline Relocation (ROW)	Red Rock Well ..... 1	Chemical Feeders	Church Rock Wash..... 1	Chilchinbeto Water System upgrade	Waterline Replacement	Carson Mesa PRV ..... 1	Relocation	BIA Kaibeto Waterline... 1	Relocation	Navajo Lift station ..... 1	Replace	Dilkon NHA Wash ..... 1	Dilkon NHA Wash ..... 1
Sewer line Relocation	Chinle Aerator..... 1	Replacements	Chimle Water Iron Plant.. 1	Kayenta AMI Install..... 1	Shiprock WWTP Upgrade	Shimrock WWTP Upgrade	Twin lakes..... 1	Twin lakes..... 1	wash crossing	WR WWTP new Algae ... 1	Filter System	Crossing	Dilkon Manhole..... 1
Replacements	Ganado Bar Screen .... 1	Upgrade	Ganado Bar Screen .... 1	Kayenta Wells..... 1	Chemical feeders	Oljato Wells & Tank ..... 1	Control System Upgrade	Forrest Lake Well & ... 1	Tank Control Sys. Upgrade	US 491 Waterline ..... 1	Relocation	US 491 Waterline ..... 1	Relocation
Ganado Waterline ..... 1	Ganado Waterline ..... 1	Replacement	Ganado Well #2 ..... 1	Shiprock WWTP Upgrade	Shiprock WWTP Upgrade	Shonto Junction Well... 1	Douglas Mesa Booster ... 1	& Tank Control System Upgrade w/ Electrical	Kayenta WWTP ..... 1	Upgrade	Window Rock & Navajo	WWTP Upgrades ..... 1	Window Rock & Navajo
Replacement	Tablet Feeder	Crossing	Kinlichee Wash ..... 1	TOTAL PROJECTS: 3	Sub-Total: \$29,344.00	TOTAL PROJECTS: 3	Sub-Total: \$116,907.75	TOTAL PROJECTS: 4	Sub-Total: \$640,376.00	TOTAL PROJECTS: 10	Sub-Total: \$14,818,391.76	TOTAL PROJECTS: 6	Sub-Total: \$1,287,096.47
Lukachukai PRV ..... 1	Replacement	WWTP Upgrade ..... 1	Chinie, Pinon & Ganado	TOTAL PROJECTS: 9	Sub-Total: \$1,133,130.23	TOTAL PROJECTS: 9	Sub-Total: \$1,133,130.23	TOTAL PROJECTS: 3	Sub-Total: \$116,907.75	TOTAL PROJECTS: 10	Sub-Total: \$14,818,391.76	TOTAL PROJECTS: 6	Sub-Total: \$1,287,096.47



# Office of the Deputy General Manager 2014 Water Construction - Construction Team



**Target:**  
31 Projects  
Initial Projects: 28

**Proposed Budget:**  
\$1,532,755.30

**Initial Budget:** \$1,492,320.00

Note:  
▲ = Carry-Over from 2013

District	Location	Projects	Total Projects	Sub-Total
CHINLE DISTRICT	Shirley Lagoon (ROW)	▲ 1	18	\$940,251
	Lukachukai PRVs	5		
	Rocky Ridge PRVs	6		
	Ganado 8" DI	1		
	Ganado Reclamation	5		
<b>TOTAL PROJECTS: 18</b>				
<b>Sub-Total: \$940,251</b>				
CROWNPOINT DISTRICT	Crownpoint	▲ 1	2	\$108,326
	Watering Point (ROW)	1		
	Whitehorse Lake	1		
<b>TOTAL PROJECTS: 2</b>				
<b>Sub-Total: \$108,326</b>				
DILKON DISTRICT	Greasewood	▲ 1	2	\$154,163
	Watering Point (ROW)	1		
	Jeddito PRVs	1		
<b>TOTAL PROJECTS: 2</b>				
<b>Sub-Total: \$154,163</b>				
FORT DEFIANCE DISTRICT	Fort Defiance	▲ 1	3	\$88,312.23
	Watering Point	1		
	J Lee	1		
	J. Laughlin	1		
<b>TOTAL PROJECTS: 3</b>				
<b>Sub-Total: \$88,312.23</b>				
SHIPROCK DISTRICT	Burnham Chapter	▲ 1	4	\$181,254
	Watering Point (ROW)	1		
	Carson PRV	1		
	Newcomb 2"	1		
<b>TOTAL PROJECTS: 4</b>				
<b>Sub-Total: \$181,254</b>				
TUBA CITY DISTRICT	Cameron Chapter	▲ 1	2	\$60,449.07
	Watering Point (ROW)	1		
	Daisy Claw	1		
<b>TOTAL PROJECTS: 2</b>				
<b>Sub-Total: \$60,449.07</b>				



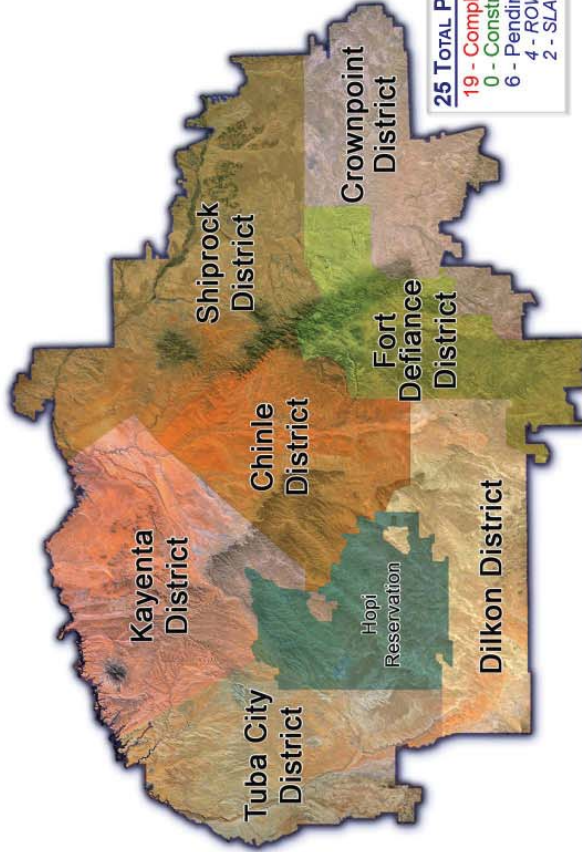


# Office of the Deputy General Manager 2014 Scattered Projects Department



**Target:**  
25 Residential Customers

**Proposed Budget:**  
\$886,713



**25 TOTAL PROJECTS**  
 19 - Complete  
 0 - Construction  
 6 - Pending  
 4 - ROW  
 2 - SLA

Location	Projects
Chinle.....	1
Ganado (2-SLA).....	2
Round Rock.....	0
Nazlini.....	1
Kinlichee.....	1
Kinlichee.....	1
Many Farms.....	0
<b>TOTAL PROJECTS:</b>	<b>7</b>

Location	Projects
<b>SHIPROCK DISTRICT</b>	
Location	Projects

Location	Projects
Wide Ruins.....	1
Wide Ruins.....	1
Greasewood.....	1
Cornfields.....	1
Whitecone (ROW).....	1
<b>TOTAL PROJECTS:</b>	<b>5</b>

Location	Projects
Ft. Defiance.....	1
Ft. Defiance (2-ROW).....	2
Pine Springs.....	2
Oak Springs.....	2
Rock Springs.....	0
Sawmill.....	1
St. Michaels.....	1
St. Michaels.....	2
Steamboat.....	1
<b>TOTAL PROJECTS:</b>	<b>12</b>

Location	Projects
Oljato (ROW).....	1
<b>TOTAL PROJECTS:</b>	<b>1</b>

Location	Projects
Goppermine.....	0
<b>TOTAL PROJECTS:</b>	<b>0</b>

Note: Strike through due to customer relocating home



# Navajo Tribal Utility Authority

An Enterprise of the Navajo Nation

# 2015 Financial Forecast





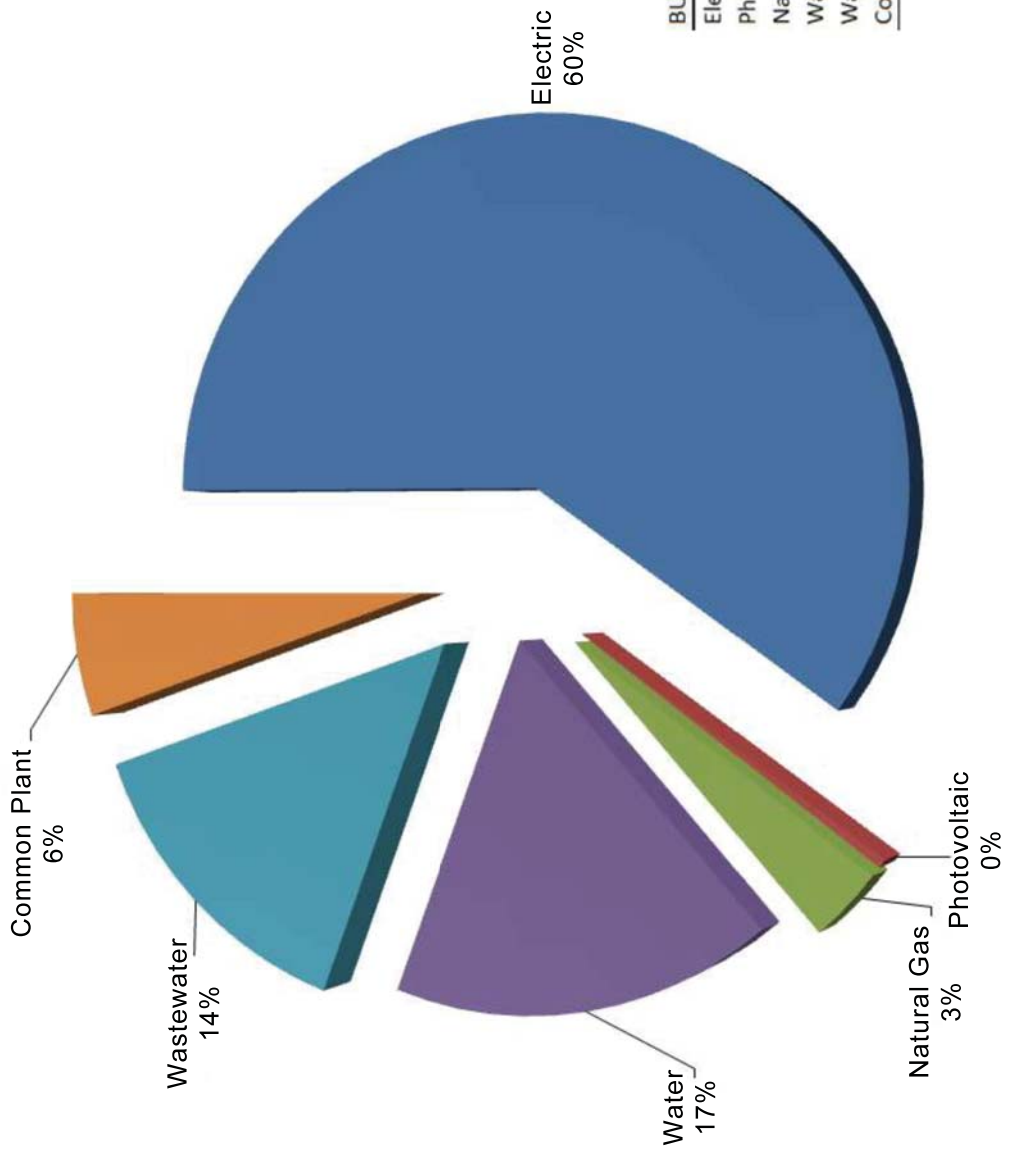
## 2015 Financial Forecast

	Electric	Gas	Water	Wastewater	Photovoltaic	Total
<b>Operating Revenues</b>						
Operating revenues	\$ 74,433,145	11,903,041	16,797,971	4,154,664	265,094	\$ 107,553,915
Communication revenues	5,407,897	-	-	-	-	5,407,897
Other revenue adjustments	294,046	21,770	173,338	52,014	3,314	544,482
Agency revenues	303,109	-	-	-	-	303,109
Total operating revenues, net	<u>80,438,197</u>	<u>11,924,811</u>	<u>16,971,309</u>	<u>4,206,677</u>	<u>268,409</u>	<u>113,809,403</u>
<b>Operating Expenses</b>						
Electricity, gas, and water purchased for resale	32,922,090	6,200,000	1,300,000	-	-	40,422,090
Operation and maintenance	12,175,822	1,659,088	5,497,985	1,353,253	202,437	20,888,584
Customer accounts and sales	2,181,895	297,307	985,233	242,502	36,276	3,743,213
Administrative and general	11,657,702	1,588,488	5,264,028	1,295,668	193,822	19,999,708
Depreciation and amortization	12,289,816	827,878	3,987,217	1,028,304	327,114	18,460,329
Total operating expenses	<u>71,227,325</u>	<u>10,572,760</u>	<u>17,034,462</u>	<u>3,919,727</u>	<u>759,649</u>	<u>103,513,923</u>
Operating Income (Loss)	<u>9,210,872</u>	<u>1,352,051</u>	<u>(63,153)</u>	<u>286,951</u>	<u>(491,241)</u>	<u>10,295,480</u>
<b>Nonoperating Revenues (Expenses)</b>						
Allowance for funds used during construction	42,413	8,407	12,193	3,566	613	67,192
Investment and interest income	607,883	54,762	12,078	60,676	467	735,865
Interest expense	(1,919,477)	(205,672)	(1,068,848)	(469,857)	(9,066)	(3,672,919)
Jobbing, net	-	-	-	-	-	-
Income from joint venture	86,215	-	-	-	-	86,215
Other	646,418	(14,906)	(66,814)	(29,918)	(100,650)	434,131
Total nonoperating revenues (expenses)	<u>(536,548)</u>	<u>(157,408)</u>	<u>(1,111,390)</u>	<u>(435,533)</u>	<u>(108,636)</u>	<u>(2,349,516)</u>
Change in Net Assets	\$ 8,674,324	\$ 1,194,643	\$ (1,174,544)	\$ (148,582)	\$ (599,877)	\$ 7,945,964

## 2015 Financial Forecast

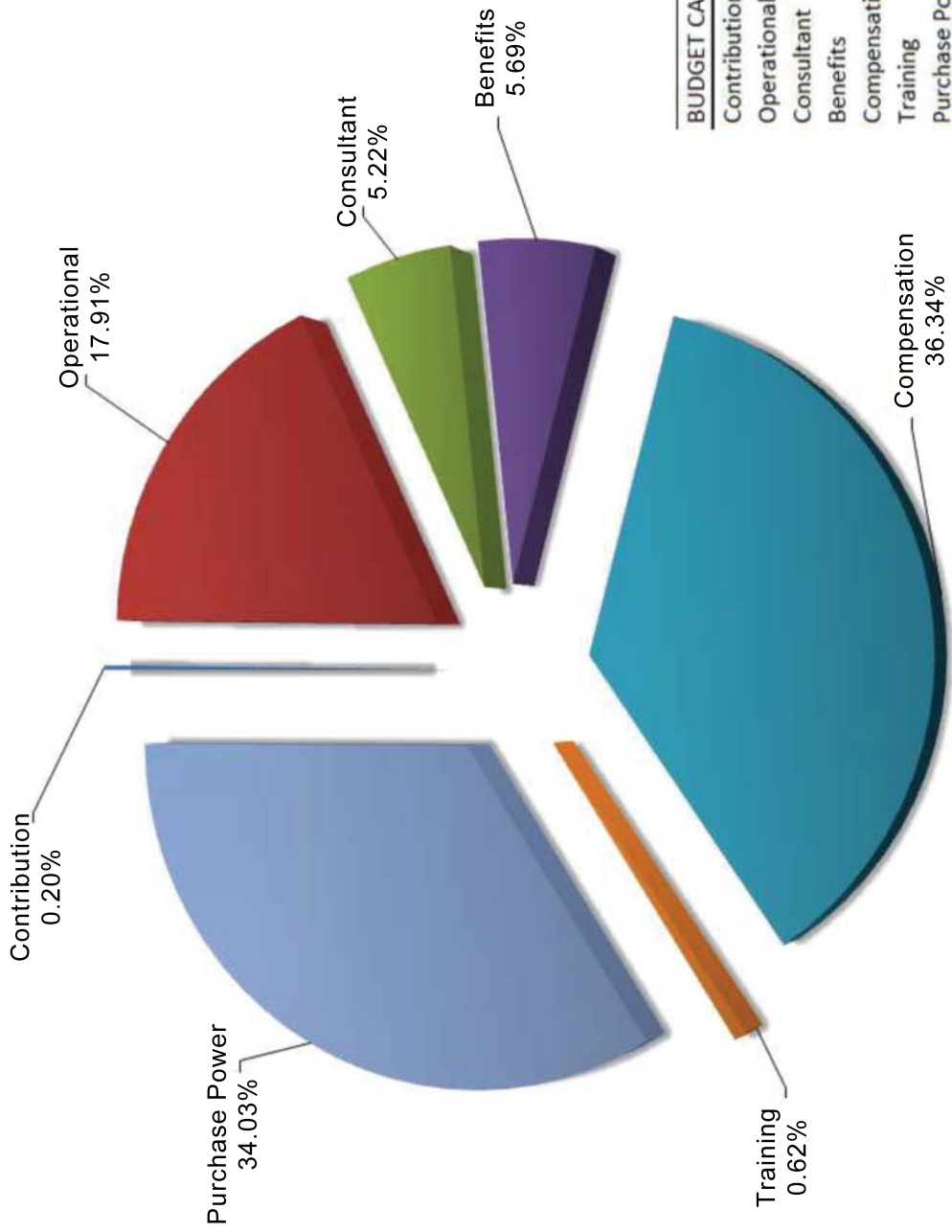
	Electric	Gas	Water	Wastewater	Photovoltaic	Total
Available Funds						
Add: Change in Net Assets	\$ 8,674,324	\$ 1,194,643	\$ (1,174,544)	\$ (148,582)	\$ (599,877)	\$ 7,945,964
Add: Depreciation Expense	12,289,816	827,878	3,987,217	1,028,304	327,114	18,460,329
Add: Principal Payments from Notes	206,970	-	-	-	-	206,970
Less: Principal Payments to Long Term Debt	(5,519,911)	(236,817)	(2,522,388)	(609,111)	-	(8,888,227)
<b>Total Available Funds</b>	<b>15,651,199</b>	<b>1,785,704</b>	<b>290,285</b>	<b>270,611</b>	<b>(272,763)</b>	<b>17,725,036</b>
Available Financing & Contributions						
RUS Financing	36,486,029	-	-	-	-	36,486,029
Great Western Bank Financing	5,000,000	1,500,000	-	-	-	6,500,000
Key Bank	-	-	2,600,000	-	-	2,600,000
USDA/NMTC III	-	-	-	6,500,000	-	6,500,000
Utility Specific Contributions	9,602,029	-	6,116,643	9,908,000	-	25,626,672
<b>Total Financing &amp; Contributions</b>	<b>51,088,058</b>	<b>1,500,000</b>	<b>8,716,643</b>	<b>16,408,000</b>	<b>-</b>	<b>77,712,701</b>
<b>Total Funds Available for Capital Budget</b>	<b>66,739,257</b>	<b>3,285,704</b>	<b>9,006,928</b>	<b>16,678,611</b>	<b>(272,763)</b>	<b>95,437,737</b>
Total Capital Budget						
Utility Capital Budget	57,916,942	3,172,242	16,390,908	13,517,730	380,000	91,377,822
Common Budget	2,927,355	421,961	1,446,271	423,016	55,910	5,274,513
<b>Total Capital Budget</b>	<b>60,844,297</b>	<b>3,594,203</b>	<b>17,837,179</b>	<b>13,940,746</b>	<b>435,910</b>	<b>96,652,335</b>
<b>Net Balance (Additional Funding Needed)</b>	<b>\$ 5,894,961</b>	<b>\$ (308,500)</b>	<b>\$ (8,830,251)</b>	<b>\$ 2,737,865</b>	<b>\$ (708,673)</b>	<b>\$ (1,214,598)</b>

# 2015 Approved Capital Budget



BUDGET CODE	TOTAL
Electric	\$ 57,916,842
Photovoltaic	380,000
Natural Gas	3,172,242
Water	16,390,908
Wastewater	13,517,730
Common Plant	5,274,513
	<u>\$ 96,652,235</u>

# 2015 Approved O&M Budget



BUDGET CATEGORIES	TOTAL
Contribution	\$ 242,300
Operational	21,272,684
Consultant	6,198,000
Benefits	6,753,876
Compensation	43,167,596
Training	733,600
Purchase Power	40,422,090
	<b>\$ 118,790,146</b>



# NAVAJO TRIBAL UTILITY AUTHORITY

An Enterprise of the Navajo Nation

[www.ntua.com](http://www.ntua.com) • 928-729-5721 • 1-800-528-5011



## HEADQUARTERS

P.O. Box 170, Fort Defiance, Arizona 86504

Telephone Number: 928-729-5721

Toll Free: 1-800-528-5011

Fax Number: 928-729-2135

Web Site: [www.ntua.com](http://www.ntua.com)

- General Manager..... Walter W. Haase, PE
- General Manager - Wireless..... Clyde Casciato
- Deputy General Manger ..... Rex Kontz

### Divisions:

- Communication System.....Lester Lee
- Electric Systems ..... Srinivasa Venigalla
- Engineering & Technical Services - Acting ..... Lodonna Begay
- Finance & Accounting.....Tom Nelson
- Human Resources..... Paul Bemore, Sr.
- Information Technology..... Savoy Yazzie
- Safety ..... Kenneth Begay

## Chinle District

P.O. Box 549, Chinle, Arizona 86503

- District Manager ..... Rubianne Dugi
- Office Supervisor ..... Ruby Charley
- Field Superintendent ..... Alfred Dugi
- Customer Service Supervisor ..... Marwin Smiley

## Crownpoint District

P.O. Box 1825, Crownpoint, New Mexico 87313

- District Manager ..... Philemon Allison
- Office Supervisor ..... Lucy Cayatineto
- Customer Service Supervisor ..... Shelley Biakaidy

## Dilkon District

HC 63 Box D, Winslow, Arizona 86047

- District Manager - Acting ..... Johathan Curley
- Office Supervisor ..... Annelita Spencer
- Field Superintendent - Acting ..... Gary Monroe
- Customer Service Supervisor ..... Isabelle Lang

## Fort Defiance District

P.O. Box 587, Fort Defiance, Arizona 86504

- District Manager - Acting ..... Wendell Damon
- Office Supervisor ..... Andrea Nez
- Field Superintendent ..... Wendell Damon
- Customer Service Supervisor ..... Cecelia Largo-Nez

## Kayenta District

P.O. Box 37, Kayenta, Arizona 86033

- District Manager .....Vircynthia Charley
- Office Supervisor ..... Sadie Crank
- Field Superintendent ..... Ronald Begay
- Customer Service Supervisor ..... Marcella Black

## Shiprock District

P.O. Box 1749, Shiprock, New Mexico 87420


- District Manager ..... Eugene John
- Office Supervisor .....Rebecca Benally
- Field Superintendent .....Herbert Beyale, Jr.
- Customer Service Supervisor - Acting .....Patricia Watchman
- Red Mesa Sub-Office Manager ..... Dale Luna
- Sub-Office Locations ..... Red Mesa, AZ  
and Nageezi, NM

## Tuba City District

P.O. Box 398, Tuba City, Arizona 86045

- District Manager ..... Denise Tufono
- Office Supervisor ..... Delaine Henry
- Field Superintendent ..... Dennison Young
- Customer Service Supervisor ..... Vincent Shirley





# Navajo Tribal Utility Authority 2015

## January The Thawing of Snow Yasniltées

Sunday	Monday	Tuesday	Wednesday	Thursday	Friday	Saturday
					1	2 3
					NTUA OFFICES CLOSED	
					New Year's Day	
4	5	6	7	8	9	10
11	12	13	14	15	16	17
18	19	20	21	22	23	24
NTUA OFFICES CLOSED	MLK Day				54 <sup>th</sup> Anniversary	
25	26	27	28	29	30	31

## February Birth of Eaglets Atsábiyáázh

Sunday	Monday	Tuesday	Wednesday	Thursday	Friday	Saturday
1	2	3	4	5	6	7
	Groundhog Day					
8	9	10	11	12	13	14
15	16	17	18	19	20	21
	NTUA OFFICES OPEN			Lincoln's Birthday		Valentine's Day
22	23	24	25	26	27	28
	President's Day					

## March First Cry of Eaglets Wóózhchíí'

Sunday	Monday	Tuesday	Wednesday	Thursday	Friday	Saturday
1	2	3	4	5	6	7
8	9	10	11	12	13	14
15	16	17	18	19	20	21
22	23	24	25	26	27	28
29	30	31				

## April Growth of Early Plant Life Tááchil

Sunday	Monday	Tuesday	Wednesday	Thursday	Friday	Saturday
			1	2	3	4
			April Fool's Day		Good Friday	
5	6	7	8	9	10	11
12	13	14	15	16	17	18
19	20	21	22	23	24	25
			Tax Day			
26	27	28	29	30		
	NTUA OFFICES OPEN		Administrative Professionals Day	Earth Day		

## May Big Leaves Tááts'oh

Sunday	Monday	Tuesday	Wednesday	Thursday	Friday	Saturday
					1	2
3	4	5	6	7	8	9
10	11	12	13	14	15	16
				National Day of Prayer		
17	18	19	20	21	22	23
	Mother's Day				Armed Forces Day	
24	25	26	27	28	29	30
31						

## June Planting of Early Crops Yááishjááshchilí

Sunday	Monday	Tuesday	Wednesday	Thursday	Friday	Saturday
					1	2
					NTUA OFFICES CLOSED	
					Navajo Nation Memorial Day	
7	8	9	10	11	12	13
14	15	16	17	18	19	20
21	22	23	24	25	26	27
28	29	30				

## July Planting of Late Crops Yááishjaastsoh

Sunday	Monday	Tuesday	Wednesday	Thursday	Friday	Saturday
			1	2	3	4
					NTUA OFFICES CLOSED	
					Independence Day	
5	6	7	8	9	10	11
12	13	14	15	16	17	18
19	20	21	22	23	24	25
26	27	28	29	30	31	
	Parents' Day					

## August Ripening of Early Crops Biniantááts'oh

Sunday	Monday	Tuesday	Wednesday	Thursday	Friday	Saturday
						1
2	3	4	5	6	7	8
9	10	11	12	13	14	15
					NTUA OFFICES CLOSED	
					Navajo Nation Code Talker Day	
16	17	18	19	20	21	22
23	24	25	26	27	28	29
30	31					

## September Ripening of Late Crops Biniantááts'oh

Sunday	Monday	Tuesday	Wednesday	Thursday	Friday	Saturday
			1	2	3	4
						5
6	7	8	9	10	11	12
						NTUA OFFICES CLOSED
						Leban Day
13	14	15	16	17	18	19
						Patriot Day
20	21	22	23	24	25	26
						Grandparents' Day
27	28	29	30			

## October Separation of Seasons Ghaaji

Sunday	Monday	Tuesday	Wednesday	Thursday	Friday	Saturday
				1	2	3
4	5	6	7	8	9	10
11	12	13	14	15	16	17
						NTUA OFFICES OPEN
						Columbus Day
18	19	20	21	22	23	24
						Boys' Day
25	26	27	28	29	30	31
						Halloween

## November Small Winds Níłchits'oh

Sunday	Monday	Tuesday	Wednesday	Thursday	Friday	Saturday
1	2	3	4	5	6	7
						Daylight Saving Time Ends
8	9	10	11	12	13	14
						Election Day
15	16	17	18	19	20	21
						Veterans' Day
22	23	24	25	26	27	28
						NTUA OFFICES CLOSED
						Thanksgiving
29	30					

## December Big Winds Níłchits'oh

Sunday	Monday	Tuesday	Wednesday	Thursday	Friday	Saturday
			1	2	3	4
						5
6	7	8	9	10	11	12
						Peel Harvest Remembrance Day
13	14	15	16	17	18	19
20	21	22	23	24	25	26
						NTUA OFFICES CLOSED
						Christmas Eve
27	28	29	30	31		
						Christmas Day
						NTUA OFFICES CLOSED
						New Year's Day
						Jan 2016
						Jan 2016

Chinle  
P.O. Box 549  
Chinle, AZ 86503

Crownpoint  
P.O. Box 1825  
Crownpoint, NM 87313

Dilkon  
HC 63 Box D  
Winslow, AZ 86047

Fort Defiance  
P.O. Box 587  
Ft. Defiance, AZ 86504

Kayenta  
P.O. Box 37  
Kayenta, AZ 86033

Shiprock  
P.O. Box 1749  
Shiprock, NM 87420

Red Mesa & Nageezi  
P.O. Box 1749  
Shiprock, NM 87420

Tuba City  
P.O. Box 398  
Tuba City, AZ 86045

P.O. Box 170, Fort Defiance, Arizona 86504

1-928-729-5721 or 1-800-528-5011 [www.ntua.com](http://www.ntua.com)





Navajo Tribal Utility Authority

An Enterprise of the Navajo Nation

[www.ntua.com](http://www.ntua.com)