

# Navajo Tribal Utility Authority

An Enterprise of the Navajo Nation



## 2015 Progress Report

### Utilities:

Electric • Natural Gas • Water • Wastewater • Renewable Energy • Communications

### Region Served:

Northern Arizona • Northwestern New Mexico • Southeastern Utah

### Service Area:

27,000 Square Miles

# Ya'aa'teeh and Happy New Year,

It's 2016 and the Navajo Tribal Utility Authority is prepared for another year. Collectively, our multi-utility teams and employees have always stood ready to meet the utility needs of the Navajo Nation. It's our goal as well as our mission.

As General Manager, I am proud to report that we have achieved another successful year. Throughout 2015, we have met the objectives of each project. There were some challenges; however, together we surpassed expectations.


I have been here on the Navajo Nation since 2008. I'm committed to do my best to help NTUA meet the utility needs throughout our 27,000 square mile service territory. I understand the challenges and I've always looked for solutions. There is a tremendous goal before us – as thousands of families are still without basic utility services. We are doing what we can to reduce those numbers. With ongoing partnerships – we can help as many families as possible. With your support as tribal leaders, we can strengthen those partnerships and form new ones to continue building the utility infrastructure of the great Navajo Nation.

With this Progress Report, we highlight our 2015 accomplishments. We hope that this report illustrates that as a tribal enterprise we are dedicated to progress. We complete our projects upon a sincere pledge to help improve the quality of life for residents throughout the region. That dedication will continue in 2016. We have renewed and strengthen our pledge to make a difference in the lives of our people. We have an opportunity to do more, and I'm confident that we will. On behalf of our Management Board and employee workforce, we thank you for the opportunity to serve the Navajo people.

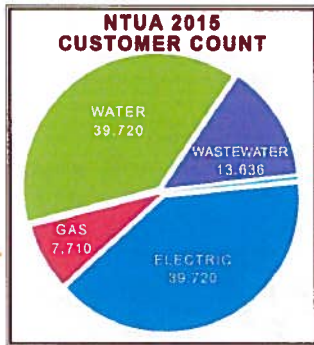
Sincerely,



Walter W. Haase, P.E.  
General Manager  
Navajo Tribal Utility Authority



## Progress Begins in 1959



The Navajo Tribal Utility Authority (NTUA) was established on January 22, 1959 to develop the utility infrastructure on the Navajo Nation. Since then NTUA

has grown into a successful tribally-owned enterprise, delivering electricity, water, waste water services, natural gas, renewable energy and communication services throughout a 27,000 square mile service territory. In addition to operating and maintaining utilities, other primary objectives are to promote employment opportunities on the Navajo Nation, and to improve the health and welfare of the residents of the Navajo Nation.

## Renewable Energy - A New Direction in Energy Development



NTUA is taking the lead role in the development of renewable energy resources by embracing a vision to create an energy economy that will bring economic progress and sustainability to the Navajo Nation. In December 2015, NTUA formally announced a partnership with the Salt River Project that will pave the way for the first ever large scale utility solar farm on the Navajo Nation. Both entities signed a 2-year energy and environmental attribute agreement to develop the Kayenta Solar Facility, an approximate 27.5 MW photovoltaic solar farm that provide energy to the residents of the Navajo Nation and allow NTUA to offset energy supply. This first of its kind utility scale solar project will enhance NTUA's and the Navajo Nation's clean energy initiatives. The Kayenta Solar project will bring much needed jobs and economic development to Navajo.

It is estimated that approximately hundred construction jobs and subcontracting opportunities will be available within the Navajo Nation as a result. The project will provide renewable energy to Navajo communities served by NTUA substations in Kayenta and Longhouse Valley.

The Kayenta Solar Project will be constructed on over 300 acres north of Kayenta. For the past several years, NTUA has worked hard to bring a large scale renewable energy project onto Navajo Nation. NTUA has four solar sites at district offices located in New Mexico and Arizona. The long term goal of this project will shape a long-term energy strategy for the NTUA and ensure increased energy development for the future of the Navajo Nation for the benefit of the Navajo people for generations to come

## Rocky Mountain Powerline Acquisition – New Service Territory, New Power for hundreds

In 1959, Navajo tribal leaders signed an agreement to allow Utah Power and Light to extend its electric utility into a region of the Navajo Nation in southeastern Utah. Tribal leaders granted the request – under the condition -- that the agreement would be in place until Navajo tribe is able to take over electric utility services sometime in the future. In 2015, the current Navajo Nation tribal leadership took over where former leaders left off. The Navajo Nation Council and the Office of the Navajo Nation President and Vice-President endorsed a plan for NTUA to purchase and take over the utility system operated by Rocky Mountain Power (formerly – Utah Power and Light). The acquisition agreement is pending before the Utah Public Commission. There are some 350 families that are waiting for electric power. NTUA hopes to finalize the acquisition in 2016.

## NTUA Communications



### – Business Helping Business

NTUA offers another level of technology, introducing to the region a higher level of data storage services. In conjunction with the massive broadband fiber/wireless internet project, NTUA has built a fully certified Tier 3 Data Center. This means for the first time in the region, the Navajo Nation is home to a high level of data storage center, referred to as a Data Center in the technological world. The Data Center was built as component of the massive NTUA Last Mile-Middle Mile Broadband fiber/wireless internet project.

The Data Center is a branch of the NTUA Communication Systems Department which also oversees the NTUA Tower/Microwave Network, Fiber Optic Network, and Network Operations Center, which are responsible for network services and network buildouts. Currently, NTUA owns and manages 84 towers that enable the wireless signal to broadcast throughout the region. This fiber/tower network helps with cellular services, data transport services, and internet access services. Additionally, the tower network helps with call processing and reduced dropped calls; therefore, the quality increases. The microwave system, allows services to be delivered to remote rural Navajo Nation areas, and provides alternate protective routes to the Fiber Optic Network.

This new Communication Systems Department has focused on expanding the broadband and fiber connectivity, especially in areas that were not part of the original 2010 Navajo Nation Middle/Last Mile Project: Quality Broadband for the Navajo People, whereby NTUA was awarded a \$32 million grant through the American Recovery and Reinvestment Act (ARRA) for a major broadband initiative administered by the U.S. Department of Commerce National Telecommunications and Information Administration (NTIA).

NTUA continues to fill this technology void to allow high quality reliable communications service to the region. The project is complete and extends over 550 miles of fiber. Overall, this project offers a data and fiber optic connection services that will meet the needs of our people and the southwest region.

## Choice NTUA Wireless - Navajo Owned, Navajo Proud



The first-ever majority Navajo-owned internet and cellular phone business - Choice NTUA Wireless - has finished its first full year of retail business better than expected. The retail stores opened in 2014. One year later - the business has a success story to share,

signing up more than ten thousand customers throughout the region. This is the first time the Navajo Nation has any ownership in a mobile/internet company, especially one operating on the Navajo Nation. "Choice" is an important part of the new name. Choice brings Choice to a region that had little choice for many years. This limitation was the primary reason why NTUA sought to add a communications branch to the utility. Choice NTUA Wireless is a company that has tremendous strengths in the communications/utility industry, providing fixed and mobile service to over 30,000 households and 1,000 businesses in 15 of the largest communities on the Navajo Nation, including Window Rock, Shiprock, Kayenta, Chinle, Ganado, Dilkon, and Tuba City.

NTUA Wireless is 51 percent owned by NTUA, and 49 percent by Commnet, an international communications business. Together the partnership created NTUA Choice Wireless. NTUA Choice Wireless is a company that has tremendous strengths in the telecommunications and utility industry, with both having the passion to succeed and drive to deliver quality wireless services to the Navajo Nation.

The project 4G LTE project itself, provides fixed and mobile service to tribal communities, schools, and health care providers. Schools - our children and teachers - have access to the best internet technology possible. Navajo Nation Chapters also have a connection to high quality, more reliable internet and broadband connectivity, which is vital to the economic development, education, employment, and health and safety of the region.

Now that Broadband connectivity is available, including high speed fiber, microwave, wireless and cellular networks, NTUA Choice Wireless has increased mobility and the Internet to the rural communities and isolated homesteads.



## For the third time - NTUA earns national Electric reliability designation



NTUA is one of 191 of the nation's more than 2,000 public power utilities that earned the Reliable Public Power Provider (RP3®). The designation is from the American Public Power Association for providing consumers with the highest degree of reliable and safe electric service. The RP3 designation recognizes utilities that demonstrate proficiency in four key areas: reliability, safety, workforce development and system improvement. Criteria within each category are based on sound business practices and represent a utility-wide commitment to safe and reliable delivery of electricity. Utilities that have earned APPA's RP3 designation are implementing best practices for the industry. It is an honor for NTUA and the Navajo Nation. It is a tremendous accomplishment, demonstrating the hard work of a dedicated work force.

## Automated Meter Reading - Easier & Customer Convenient

In June 2015, NTUA had its first successful test of the Automated Meter Infrastructure remote read project. Once it was determined that the remote disconnect and reconnect system work at one district, the process was implemented at all NTUA Districts. The customers were pleasantly surprised that they were reconnected within minutes. This is utility advancement. It's also a cost saving measure because NTUA meter crews will not be dispatched to the disconnect/reconnect site. Nor are meter readers sent to read close to 40,000 electric meters.

The electric meter change out started in 2010 as part of a project called Smart Grid.

The funds were made possible with a federal grant from the U.S. Department of Energy for \$4.9 Million. NTUA contributed close to \$6 Million to pay for the replacement of electric meters. Eventually, customers will access to detailed information of electricity consumption, allowing them to monitor energy consumption and to help them manage utility bills. While the electric meters were replaced, crews also started to change out water and natural gas meters. In 2016, NTUA utility crews will continue to replace water meters and natural gas meters. Most of the meter change out process should be completed by the end of the year.

Electric			
District	AMI	NonAMI	Total
Chinle	10397	0	10397
Crownpoint	545	0	545
Dilkon	4020	0	4020
Fort Defiance	9273	0	9273
Kayenta	4657	0	4657
Shiprock	8489	0	8489
Tuba City	2474	0	2474
All Districts	39855	0	39855


Gas			
District	AMI	NonAMI	Total
Chinle	1444	131	1575
Crownpoint	231	239	470
Dilkon	580	7	587
Fort Defiance	2895	66	2961
Kayenta	53	9	62
Shiprock	2005	18	2023
Tuba City	56	5	61
All Districts	7264	475	7739

Water			
District	AMI	NonAMI	Total
Chinle	1722	5009	6731
Crownpoint	1243	4449	5692
Dilkon	2611	33	2644
Fort Defiance	7655	192	7847
Kayenta	2919	51	2970
Shiprock	8564	156	8720
Tuba City	2133	1722	3855
All Districts	26847	11612	38459

## Window Rock Wastewater Treatment Plant - Significant Upgrade

At the end of 2015, NTUA completed a major upgrade of the WR wastewater treatment plant. The upgrade began in June 2014. The work included: Installation of an Aero-Mod Wastewater Treatment System, a belt filter press and facility, and a disinfection system & effluent flow metering system. The \$13.4 Million project was cooperatively funded by USDA, the US-EPA, the New Market Tax Credits and NTUA. The facility will meet the future wastewater disposal needs of the Window Rock, Fort

Defiance and St. Michaels communities, including accommodating any new community, governmental and economic growth in the immediate surrounding area. This new facility will vastly improve the chemical and biological processes to remove contaminants and produce environmentally safe treated wastewater, also known as effluent.



The new plant will also accommodate new water capacity that will come to Window Rock as a result of the Navajo Gallup Pipeline.

## National Recognition - Walter Wolf, Jr.

### - James D. Donovan Individual Achievement Award

NTUA is proud to announce that Walter Wolf, Jr., senior consultant, received national recognition in June 2015. The American Public Power Association (APPA) presented Mr. Wolf with the distinguished James D. Donovan Individual Achievement Award at the APPA national conference. Mr. Wolf was honored for his career with NTUA which started in 1959. Fresh after graduating from the University of Michigan Law




School and receiving a license to practice law, Wolf applied to work with the Navajo Nation. Prior to that, he served in the Army and was stationed in New Mexico. When he graduated law school, he wanted to return to the southwest.

Once he was hired, he drove further west to be a part of a developing Native Nation.

He accepted the opportunity to help establish NTUA. Although he left the Navajo Nation as its attorney in 1964; however, he remained as legal counsel to NTUA. During those years, he was part of significant utility progress.

"It brings personal satisfaction to see what we started has grown into what it is today. I am truly thankful to have witnessed such progress. Every power line that we build is an achievement, and every family that we connect is a success story. I'm happy that I have accomplished something this significant in my lifetime. I'm very lucky" - Walter Wolf Jr.



## NTUA General Manager - Vice Chairman - American Public Power Association

Walter Haase is part of executive leadership of the American Public Power Association that serves approximately 2,000 public power utilities throughout the United States. The APPA, based in the Washington, D.C., was created in 1940 as a nonprofit, non-partisan organization to advance the public policy interests of its members and their consumers, and provide member services to ensure adequate, reliable electricity at a reasonable price with the proper protection of the environment. Collectively, the APPA utility membership serves more than 48 million Americans. In 2009, Walter Haase was nominated to the board and selected

to represent Arizona, Nevada and Southern California. In 2015 he was selected to serve as

Vice-Chairman of the APPA Executive Committee. This is a progressive appointment. Next year he will be the Chair-Elect of this national organization. His representation is major plus for the Navajo Nation and especially the Navajo people. This board recognition gives NTUA prominence in the utility industry - as some of the nation's largest cities - Los Angeles, San Antonio, Seattle and Orlando - are member of this national organization.



# Investing in Education, Supporting Academic futures

Every year, NTUA awards college scholarships for students interested in fields of study related to the utility industry, including engineering, business management, chemistry, information technology and accounting/finance.

Since 2008, NTUA has awarded close to 589 scholarships – close to \$500,000. Some of the majors include: Electrical Engineering, Public Administration, and Environmental Science. NTUA encourages students

to apply each year with the hope that students consider returning to the tribal enterprise upon completion. NTUA also offers to college students internships to give them hands-on experience in the utility industry



## Community Service at NTUA



At each of our district offices, our employees are ready to extend a helping hand. It's all part of our community service. More importantly, it's an extension of our traditional teachings – to be readily available to help. Our community involvement is our tribute and respect for Ke'. Our employees volunteer to chop and haul firewood to the elderly, volunteer for community events and

activities, raise money to buy holiday gifts for homeless children, raise money to send holiday care packages to military servicemen and women who will not be home for the holidays. Employees do participate in community events, including runs, walks, and other fund-raising activities. Sometimes, they share event information with co-workers – resulting in volunteerism. When people say Ah'ee'ee to our employees, it carries deep appreciation and we accept that appreciation with gratitude that we are able to help and serve and support our communities. At NTUA we believe in community; therefore, we are community. Our employees consider their communities as one large extended family. This has always been the way it is at NTUA.

## Customer Education

NTUA offers a customer educational program to generate and foster a better understanding of NTUA operations, including programs that will be of long-term financial benefit to the customer. Programs include short workshops to further educate customers, such as energy and water conservation, and utility safety, especially for children and the elderly. NTUA employees often accept school invitations to share information about the utility industry. Engineers, linemen, and chemists are among the presenters. They talk about their career choice, their educa-

tion, and their daily achievements and challenges. At health fairs, employees hand out information related to conservation and the utility industry in general. At regional tribal fairs, customer information booths are set up to generate understanding and support of NTUA programs.





## Learn more about NTUA



NTUA offers an extensive bilingual customer educational program to generate and foster a better understanding of NTUA operations. Staff members are prepared to visit with groups interested in learning more about NTUA and its programs. The presentations include short workshops to further educate customers, such as energy and water conservation, and utility safety, especially for children and the elderly.

## Holiday Military Care Packages



What started out as a small fund-raising effort has turned into an annual project. Each holiday season, the Human Resources Division organizes the campaign, and fill the packages of non-perishable supplies to send to military personnel stationed throughout the world. Names are submitted to the department and the packages are sent out during the Holiday Season.

## NTUA employees give personal time and effort

Every winter season, groups of NTUA district employees volunteer their weekends to chop and haul wood to elderly customers, especially to the elders who live alone. Other employees have organized food drives resulting in food baskets to take to families in need. More than 20 baskets have been delivered each holiday season, including delivering items to elderly living in regional nursing homes



## Regional High Schools - Sportsmanship Awards

NTUA districts continue to spell out the meaning of Sportsmanship by honoring regional athletes during the district and regional basketball playoffs. The goal of the NTUA Sportsmanship Award is to enrich athletes, encouraging them to place academics high and be role models on and off the court. Selections are based on teacher/coach nominations. Students must maintain a 3.0 GPA and must demonstrate integrity in their schools and communities. The awards are presented at regional and district playoffs before thousands of basketball fans.



**Navajo Tribal Utility Authority**  
An Enterprise of the Navajo Nation

**Utility  
Construction  
Projects**





# 2015 Community Power Line Projects

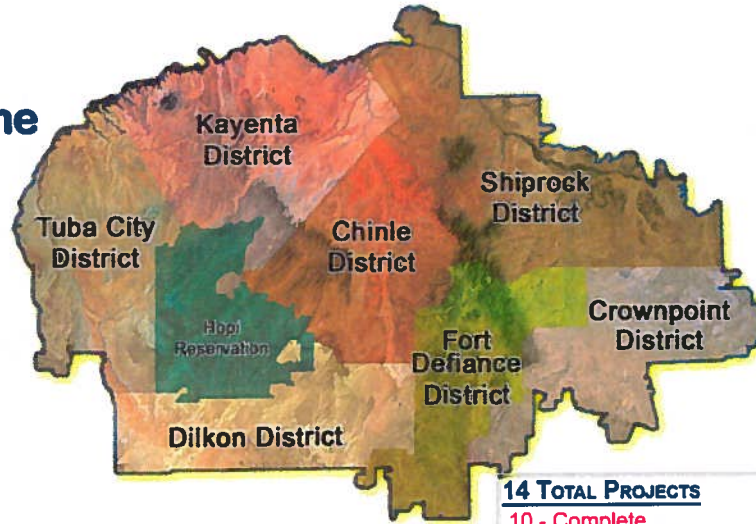


**Actual:**  
**14 Projects**  
**144 Families and 95.05 Miles of Line**

**Initial Target:**  
**11 Projects, 139 Families and**  
**96.35 Miles of Line**

**Actual Budget:**  
**\$7,088,651.24**  
**(\$157,500.00 NTUA Contribution)**

**Initial Budget: \$5,647,754.19**  
**(\$184,500 NTUA Contribution)**



**14 TOTAL PROJECTS**  
 10 - Complete  
 3 - In Construction  
 1 - Pending Construction



All Construction by Electric Construction Department Crews

Note:  
 ▲ = Carry-Over from 2014

CHINLE	DILKON	FORT DEFIANCE	KAYENTA	SHIPROCK	TUBA CITY
Location Families	Location Families	Location Families	Location Families	Location Families	Location Families
Ganado ..... 3 Phase V-B	Steamboat ..... 7 Bear Springs Phase II	▲ Wide Ruins ..... 7 Pine Springs Scattered	Inscription House ... 10 To'hajilchi'li Phase II		Tonalea ..... 13 White Mesa
Steamboat ..... 26 Central Area	▲ Wide Ruins ..... 15 Tanner Springs		Dennehotso ..... 5 Scattered		▲ LeChee ..... 11 East Phase IV
	Indian Wells ..... 6 Scattered		Dennehotso ..... 28 Tri-City		▲ To'Nanees'dizi ..... 5 Shadow Mountain Phase IIA
	Wide Ruins ..... 2 Leo Extension		Chllchinbeto ..... 6 Scattered		
<b>TOTAL FAMILIES: 29</b> Sub-Total: \$1,175,702.35	<b>TOTAL FAMILIES: 30</b> Sub-Total: \$1,457,972.67	<b>TOTAL FAMILIES: 7</b> Sub-Total: \$172,673.85	<b>TOTAL FAMILIES: 49</b> Sub-Total: \$2,129,249.27	<b>TOTAL FAMILIES: 0</b> Sub-Total: \$0	<b>TOTAL FAMILIES: 29</b> Sub-Total: \$2,153,053.10



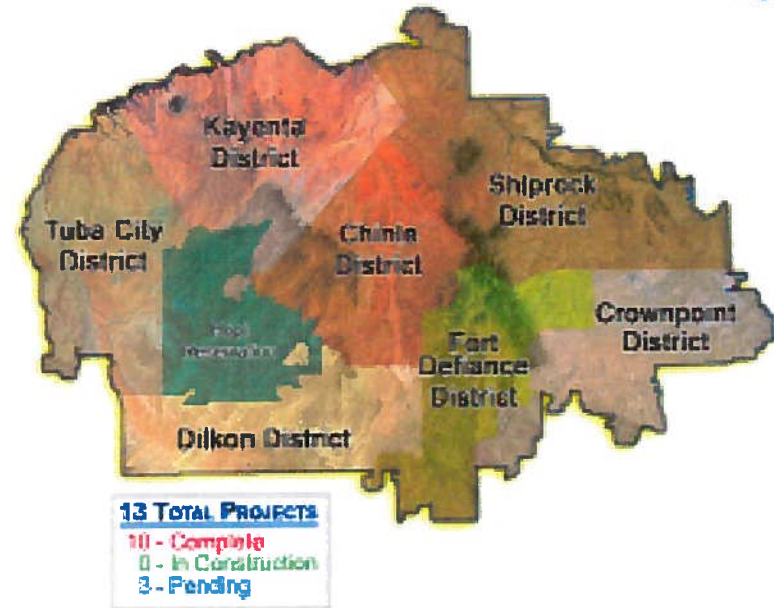
# 2015 Navajo Housing Authority Projects



**Actual:**  
**13 Projects,**  
**161 Families**  
*Initial Target:*  
**12 Projects, 99 Families**

**Actual Budget:**  
**\$1,132,111.86**

*Initial Budget:*  
**\$698,593.79**



CHINLE	
Location	Families
Nazini ..... AZ 12-160/163	3
Pinon ..... AZ 12-126/126	30
Round Rock ..... AZ 12-172	7
Round Rock ..... AZ 12-172	6
Kimilchee ..... AZ 12-177	32
<b>TOTAL:</b>	<b>78</b>
<b>Sub-Total:</b>	<b>\$477,093.93</b>

DILKON	
Location	Families
Cornfields ..... AZ 12-117	6
Dilkon ..... AZ 12-71 (Modernization)	35
Lower Greasewood .. AZ 12-181	5
<b>TOTAL:</b>	<b>46</b>
<b>Sub-Total:</b>	<b>\$531,454.88</b>

FORT DEFIANCE	
Location	Families
Sawmill ..... AZ 12-31	4
Twin Lakes ..... NM 15-69	2
<b>TOTAL:</b>	<b>6</b>
<b>Sub-Total:</b>	<b>\$90,062.03</b>

KAYENTA	
Location	Families
Kayenta ..... AZ 12-150	10
<b>TOTAL:</b>	<b>10</b>
<b>Sub-Total:</b>	<b>\$94,966.72</b>

SHIPROCK	
Location	Families
Sheepsprings ..... NM 15-69	7
Shiprock ..... NM 15-11	14
<b>TOTAL:</b>	<b>21</b>
<b>Sub-Total:</b>	<b>\$138,534.59</b>

TUBA CITY	
Location	Families
<b>TOTAL:</b>	
<b>Sub-Total:</b>	





# Office of the Deputy General Manager 2015 Natural Gas Construction - Commercial



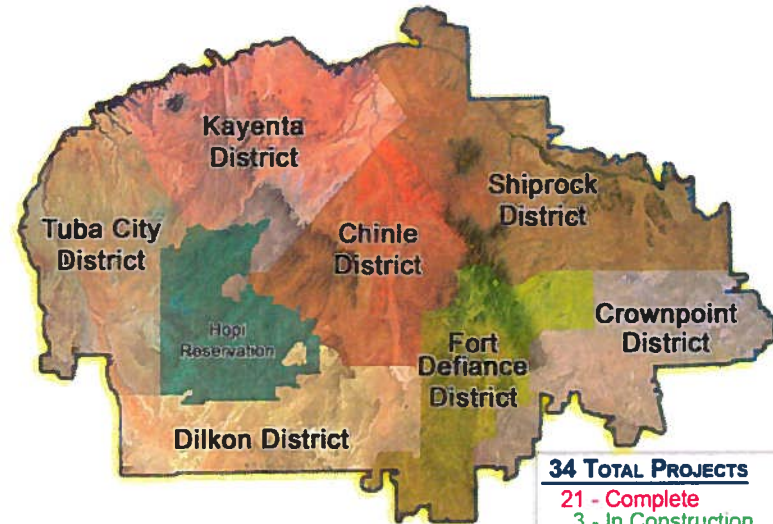
**Actual: 34 Projects**

**Initial Target: 6 Projects**

**Budget:**

**\$4,499,325.95**

**Initial Budget: \$364,473.01**



**34 TOTAL PROJECTS**  
 21 - Complete  
 3 - In Construction  
 4 - Pending Construction  
 6 - ROW  
 ● = Carry-Over to 2016

1/8/2016 - GM ECPA Dept. - CHART NG1F-FINAL

CHINLE	
Location	Projects
Apache County	2
Roads -Line Lowering	
● Chinle Detention Center -Ph I- Main Line -ROW	1
● Chinle Detention Center -Ph II	2
Chinle Nursing Home -Line Lowering	1
Chinle Nursing Home Staff Quarters	10
Dennys	1
● Ganado to Burnside ..	1
<b>TOTAL CUSTOMERS:</b>	<b>18</b>
<b>Sub-Total:</b>	<b>\$4,125,033.24</b>

CROWNPOINT	
Location	Projects
● Navajo Technical College -ROW	1
<b>TOTAL CUSTOMERS:</b>	<b>1</b>
<b>Sub-Total:</b>	<b>\$39,916.80</b>

FORT DEFIANCE	
Location	Projects
US 491 Road Crossing	2
FD Loop System -ROW	1
A-Frames -ROW	2
FD IHS Meter Upgrade	1
NN Admin #2	2
● Window Rock Airport Reroute As-built Pending Const. before -ROW	1
NDOT-Tohatchi Chapter House Parking Line Lowering	1
Tohatchi Flange Upgrade	1
<b>TOTAL CUSTOMERS:</b>	<b>11</b>
<b>Sub-Total:</b>	<b>\$272,945.96</b>

KAYENTA	
Location	Projects
Kayenta Church's Chicken	1
<b>TOTAL CUSTOMERS:</b>	<b>1</b>
<b>Sub-Total:</b>	<b>\$4,149.95</b>

SHIPROCK	
Location	Projects
Red Mesa School CTE Building	1
TecNosPos	1
NTUA Housing #203	1
<b>TOTAL CUSTOMERS:</b>	<b>2</b>
<b>Sub-Total:</b>	<b>\$33,211.21</b>

TUBA CITY	
Location	Projects
TCRHCC Hospital Meter Upgrade	1
TCRHCC Housing Staff Housing -ROW	18
NNSC Theatre Meter Upgrade	1
<b>TOTAL CUSTOMERS:</b>	<b>2</b>
<b>Sub-Total:</b>	<b>\$27,364.06</b>



# 2015 Commercial Power Line Projects



## Actual:

**18 Projects, 54 Customers and  
14.59 Miles of Line**

## Initial Target:

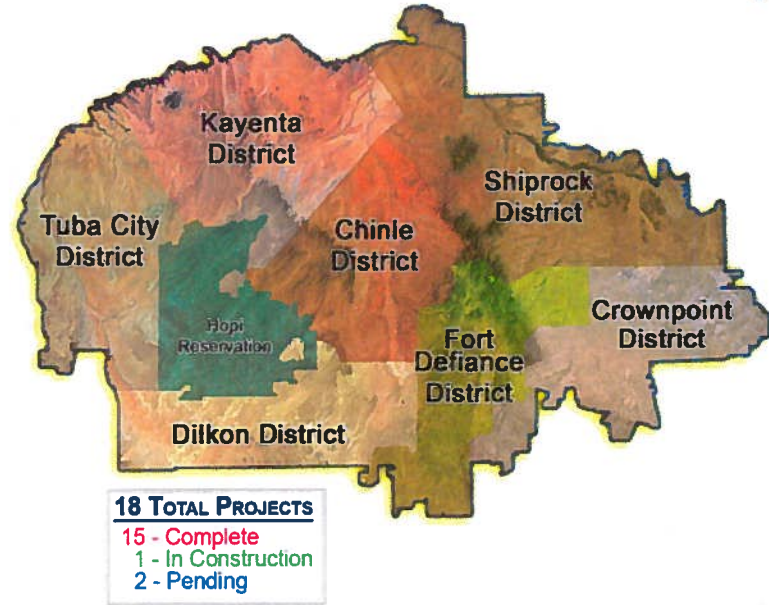
**10 Projects, 10 Customers and 11.55 Miles of Line**

## Actual Budget:

**\$2,336,531.22**

## Initial Budget:

**\$1,651,189.87**



CHINLE	
Location	Families
Chinle.....	1
NNDCC Chinle Justice Center	
Chinle.....	10
Navajoland Nursing Home Staff Housing	
Chinle.....	1
Denny's Restaurant	
OEHE .....	1
Steamboat Booster Station	
OEHE .....	1
Spider Rock Booster Station	
<b>TOTAL:</b>	<b>14</b>
Sub-Total: \$980,775.31	

DILKON	
Location	Families
<b>TOTAL:</b>	<b>0</b>
Sub-Total: \$0	

FORT DEFIANCE	
Location	Families
Dzil Ditlooi .....	2
School of Empowerment	
Little Folks .....	1
Day Care Center	
OEHE .....	1
St. Michaels Booster Station	
OEHE .....	1
Tohlakai Booster Station	
OEHE .....	1
Oaksprings Booster Station	
Navajo Nation .....	1
Zoo Re-Route	
<b>TOTAL:</b>	<b>7</b>
Sub-Total: \$511,267.66	

KAYENTA	
Location	Families
Gouldings .....	26
Executive RV Park	
<b>TOTAL:</b>	<b>26</b>
Sub-Total: \$70,631.18	

SHIPROCK	
Location	Families
NN SDP .....	1
TecNosPos Wellness Center	
OEHE .....	1
Sheepsprings Booster Station	
OEHE .....	1
Two Grey Hills Booster Station	
Red Mesa USD .....	1
CTE Building	
OEHE .....	1
Toadlena Booster Station	
<b>TOTAL:</b>	<b>5</b>
Sub-Total: \$561,617.95	

TUBA CITY	
Location	Families
TCHCC .....	2
Kaibeto Independent Living Center	
<b>TOTAL:</b>	<b>2</b>
Sub-Total: \$212,239.12	

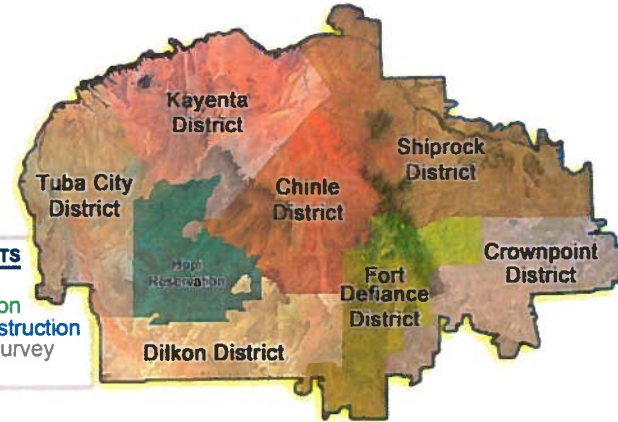


# Engineering Construction Operations Division 2015 Water & Wastewater Engineering Department



**Actual:**  
**75 Projects**  
*Initial Target: 69 Projects*

**Budget:**  
**\$26,257,849.85**  
*Initial Budget: \$25,742,849.85*



**75 TOTAL PROJECTS**  
 23 - Complete  
 23 - In Construction  
 13 - Pending Construction  
 16 - Preliminary Survey & Design

CHINLE	
Location	Projects
Blue Gap Wash Crossing	1
Chinle Flush Hydrants...	1
Chinle BIA New Wet Well	1
Chinle.....	1
Water Iron Plant Ph I	
Delmuerto SCADA....	1
Many Farms.....	1
WL-Relocation (ROW)	
Nazlini.....	1
SL Wash Crossing Repair	
Rough Rock.....	1
Arsenic Water Filtration Plant	
Steamboat.....	1
BIA WWL-Relocation	
<b>TOTAL PROJECTS: 9</b>	
Sub-Total: \$1,993,558.50	

CROWNPOINT	
Location	Projects
Pinedale Water.....	1
Pressure	
Red Rock Well.....	1
Chemical Feeders	
Superman Canyon....	1
WL Wash Crossing Repair	
Twin Buttes Canyon..	1
WL Wash Crossing Repair	
<b>TOTAL PROJECTS: 4</b>	
Sub-Total: \$172,344.00	
DILKON	
Location	Projects
Dilkon AMI.....	1
Residential	
Dilkon Re-Chlorination....	1
Lower Greasewood ..	1
Control System Upgrade	
Lower Greasewood ..	1
W supply improvement	
Klagetoh WWL.....	1
<b>TOTAL PROJECTS: 5</b>	
Sub-Total: \$2,631,895.67	

FORT DEFIANCE	
Location	Projects
Bonito Canyon.....	1
Pump House	
Coalmine.....	1
WL Rd Crossing	
Coyote Canyon NHA ...	1
Liftstation	
Ft. Defiance AMI.....	1
Commercial	
Ft. Defiance AMI.....	1
Residential	
Ft. Defiance W Crossing ..	1
Ft. Defiance D Tank.....	1
Piping Improvements	
Lagoon Road.....	1
WL improvements	
Navajo PVC/WL.....	1
bridge &RR Crossing	
Sawmill NHA Liftstation ..	1
US 491 WL Relocation .....	1
WR MHC replacement .....	1
WR N. Line RCP.....	1
WR WWTP Phase II.....	1
WR Lagoon Rd PVC.....	1
<b>TOTAL PROJECTS: 15</b>	
Sub-Total: \$15,061,133.72	

KAYENTA	
Location	Projects
Chilchinbeto	
W System Upgrade.....	1
WL Wash Repair.....	1
Dennehotso W H Imp....	1
Diversion Dam WL....	1
Wash crossing repair	
Douglas Mesa Upgrade ..	1
Forrest Lake.....	1
Well & Tank Sys Upgrade	
Inscription House ....	1
WL wash out	
Kayenta AMI Residential...1	
Kayenta AMI Commercial..1	
Kayenta WWTP.....	1
Mexican Hat WTP.....	1
Olijato Well Tank Upg... 1	
Olijato Well House imp. 1	
Shonto Junction	
Well #1 Replace Pump.....1	
Well #1 Replace WL.....1	
Well Roof Replacement ....1	
Well & Tank Upgrade.....1	
Shonto NHA Lift Sta .... 1	
Weatherill Heights .. 1	
Booster	
<b>TOTAL PROJECTS: 19</b>	
Sub-Total: \$1,796,968.56	

RED MESA	
Location	Projects
Aneth	
Wash Crossing.....	1
W Supply Improvement.....	1
Well #1 & #2 Upgrade.....	1
Four Corners.....	1
W System Upgrade	
Montezuma Creek.....	1
Wash Crossing	
Montezuma Creek.....	1
W Supply Improvement	
Tecnospos.....	1
Wash Crossing	
<b>TOTAL PROJECTS: 7</b>	
Sub-Total: \$2,121,845.40	
SHIPROCK	
Location	Projects
Shiprock	
300' PVC w Manhole.....	1
Old Chaper House PVC.....	1
150' PVC/150 PE.....	1
Shiprock AMI.....	1
Commercial	
Shiprock AMI.....	1
Residential	
Upper Fruitland.....	2
500' PVC/300 PE	
<b>TOTAL PROJECTS: 7</b>	
Sub-Total: \$1,682,900.00	

TUBA CITY	
Location	Projects
Coalmine.....	1
NHA Liftstation	
Kaibeto BIA.....	1
WWL Relocation	
Lechee NHA.....	1
Liftstation Pump, SCADA & Generator	
Moenokopi.....	1
Wash Crossing	
Red Lake Tank.....	1
Chainlink Fence	
Tuba City Well House... 1	
Roof Replacement	
Tuba City WWTP.....	1
Contact Chamber Upgrade	
<b>TOTAL PROJECTS: 7</b>	
Sub-Total: \$446,335.00	
RESERVATION WIDE	
Location	Projects
10 Well Renovations... 1	
44 well production..... 1	
meter replacement	
<b>TOTAL PROJECTS: 2</b>	
Sub-Total: \$350,869.00	



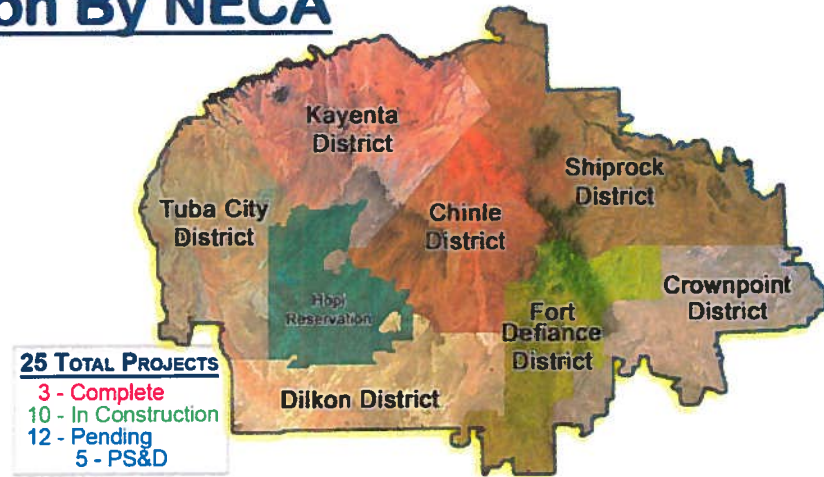


# Engineering Construction Operations Division 2015 Water & Wastewater Construction Department Construction By NECA



**Actual:**  
**25 Projects**  
*Initial Target: 25 Projects*

**Budget:**  
**\$4,825,769.00**  
*Initial Budget: \$4,825,769.00*



<b>CHINLE</b>	
<i>Location</i>	<i>Projects</i>
Cottonwood.....	1
Booster Paq w/ Building & Electric	
<b>Ganado .....</b>	<b>1</b>
Well House Roof Replacement	
Lukachukai Ph II.....	1
PRV's w/Vaults	
Many Farms.....	1
PRV's w/Vaults	
Rock Point.....	1
WL Road Crossing	
<b>TOTAL PROJECTS: 4</b>	
Sub-Total: \$993,360.00	

<b>CROWNPOINT</b>	
<i>Location</i>	<i>Projects</i>
<b>TOTAL PROJECTS: 0</b>	
<b>DILKON</b>	
<i>Location</i>	<i>Projects</i>
Tolani Lake .....	1
Booster Paq w/ Building & Electric	
Dilkon AMI .....	1
Commercial	
Jeddito.....	1
PRV's Replacement	
White Cone.....	1
Water Line (ROW)	
<b>TOTAL PROJECTS: 5</b>	
Sub-Total: \$305,524.00	

<b>FORT DEFIANCE</b>	
<i>Location</i>	<i>Projects</i>
Buel Park .....	1
Well #1 & #2 Upgrade w/ Electric	
<b>Fort Defiance</b>	
Water Line 1A (ROW)....	1
Water Line 1B (ROW) ...	1
Hunters Point.....	1
PRV w/Vault	
Navajo.....	1
PRV Replacement	
<b>TOTAL PROJECTS: 5</b>	
Sub-Total: \$221,048.00	

<b>KAYENTA</b>	
<i>Location</i>	<i>Projects</i>
Kayenta AMI .....	1
Commercial	
Oljato .....	1
Water Line (ROW)	
Shonto .....	1
Well House Replacement w/new pitless well	
Yellowhair.....	1
Booster Paq w/ Building & Electric	
<b>TOTAL PROJECTS: 4</b>	
Sub-Total: \$466,524.00	
<b>RED MESA</b>	
<i>Location</i>	<i>Projects</i>
Sweetwater .....	1
Water Line Replacement	
Teec Nos Pos .....	1
PVR Replacement	
<b>TOTAL PROJECTS: 2</b>	
Sub-Total: \$105,400.00	

<b>SHIPROCK</b>	
<i>Location</i>	<i>Projects</i>
Shiprock #2 .....	1
Cortez E Water Tank Renovation	
<b>TOTAL PROJECTS: 1</b>	
Sub-Total: \$1,074,216.00	
<b>TUBA CITY</b>	
<i>Location</i>	<i>Projects</i>
Kaibeto BIA .....	1
Water Line Relocation	
Rocky Ridge.....	1
PRV's Replacement	
<b>TOTAL PROJECTS: 2</b>	
Sub-Total: \$515,697.00	

<b>RESERVATION WIDE</b>	
<i>Location</i>	<i>Projects</i>
10 Storage Tank .....	1
Renovations	
10 Install New .....	1
Master Meters Intertie	
<b>TOTAL PROJECTS: 2</b>	
Sub-Total: \$1,144,000.00	

# Navajo Tribal Utility Authority

An Enterprise of the Navajo Nation

# 2016 Financials



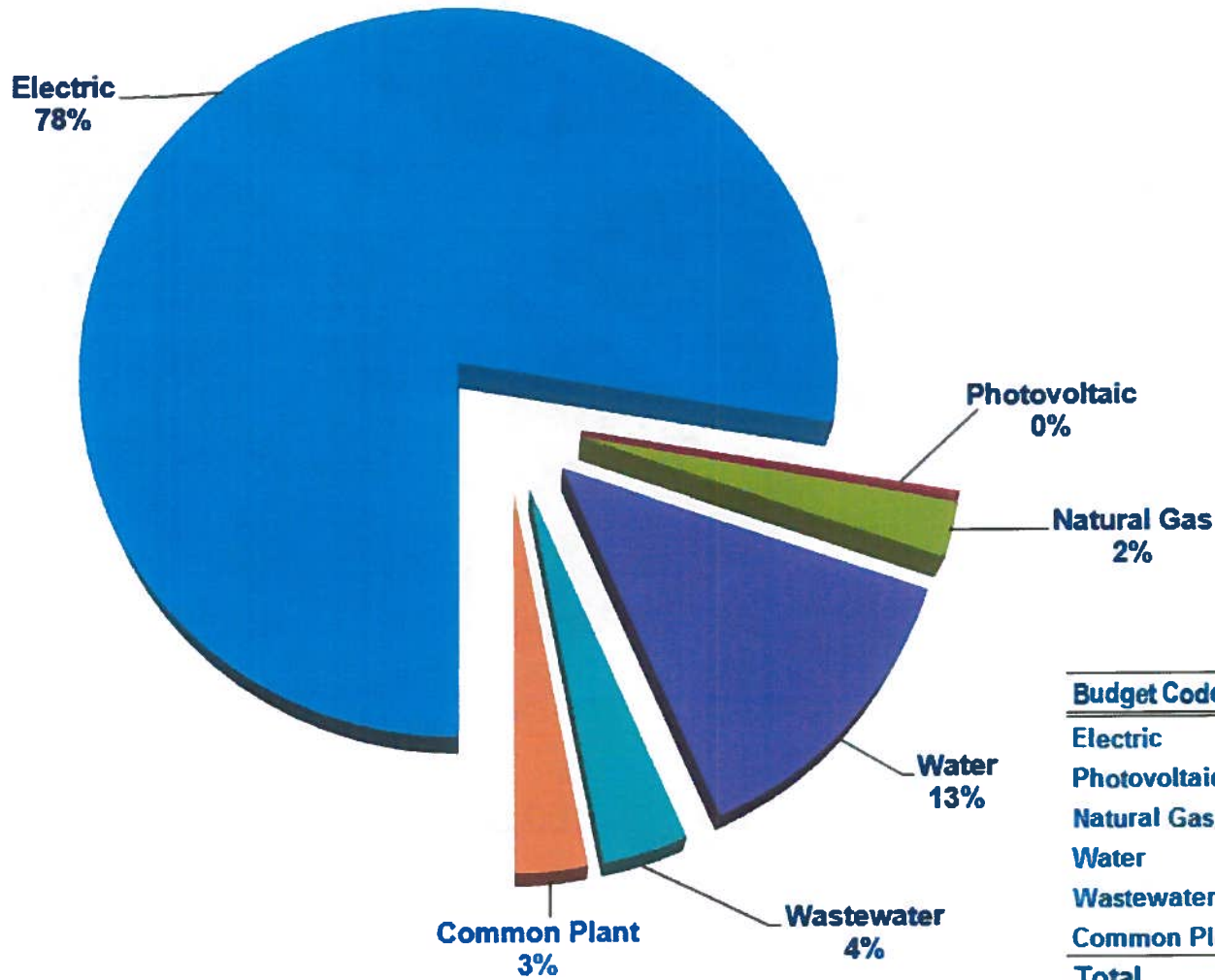
# 2016 Financial Forecast

	Electric	Gas	Water	Wastewater	Photovoltaic	Total
<b>Operating Revenues</b>						
Operating revenues	\$ 76,969,607	13,498,052	18,230,054	4,280,448	250,000	\$ 113,228,160
Communication revenues	6,928,275	-	-	-	-	6,928,275
Other revenue adjustments	594,005	-	-	-	-	594,005
Agency revenues	714,262	-	-	-	-	714,262
<b>Total operating revenues, net</b>	<b>85,206,148</b>	<b>13,498,052</b>	<b>18,230,054</b>	<b>4,280,448</b>	<b>250,000</b>	<b>121,464,702</b>
<b>Operating Expenses</b>						
Electricity, gas, and water purchased for resale	33,028,296	5,881,567	1,041,329	-	-	39,951,192
Operation and maintenance	11,621,199	1,798,899	5,614,346	1,668,195	354,562	21,057,201
Customer accounts and sales	1,946,118	301,249	940,194	279,361	59,376	3,526,297
Administrative and general	11,570,486	1,791,049	5,589,845	1,660,915	353,014	20,965,310
Depreciation and amortization	12,890,669	707,214	4,070,452	628,583	667,934	18,964,853
<b>Total operating expenses</b>	<b>71,056,768</b>	<b>10,479,979</b>	<b>17,256,167</b>	<b>4,237,055</b>	<b>1,434,886</b>	<b>104,464,853</b>
<b>Operating Income (Loss)</b>	<b>14,149,380</b>	<b>3,018,073</b>	<b>973,887</b>	<b>43,394</b>	<b>(1,184,886)</b>	<b>16,999,848</b>
<b>Nonoperating Revenues (Expenses)</b>						
Allowance for funds used during construction	50,000	-	-	-	-	50,000
Investment and interest income	2,138,325	55,014	828,434	721,233	467	3,743,473
Interest expense	(2,221,033)	(76,351)	(706,760)	(259,565)	(172,428)	(3,436,138)
Jobbing, net	-	-	-	-	-	-
Income from joint venture	420,000	-	-	-	-	420,000
Other	(874,885)	(46,480)	(92,592)	(96,571)	(9,620)	(1,120,148)
<b>Total nonoperating revenues (expenses)</b>	<b>(487,594)</b>	<b>(67,817)</b>	<b>29,083</b>	<b>365,097</b>	<b>(181,582)</b>	<b>(342,813)</b>
<b>Change in Net Assets</b>	<b>\$ 13,661,787</b>	<b>\$ 2,950,256</b>	<b>\$ 1,002,970</b>	<b>\$ 408,490</b>	<b>\$ (1,366,467)</b>	<b>\$ 16,657,035</b>

# 2016 Financial Forecast

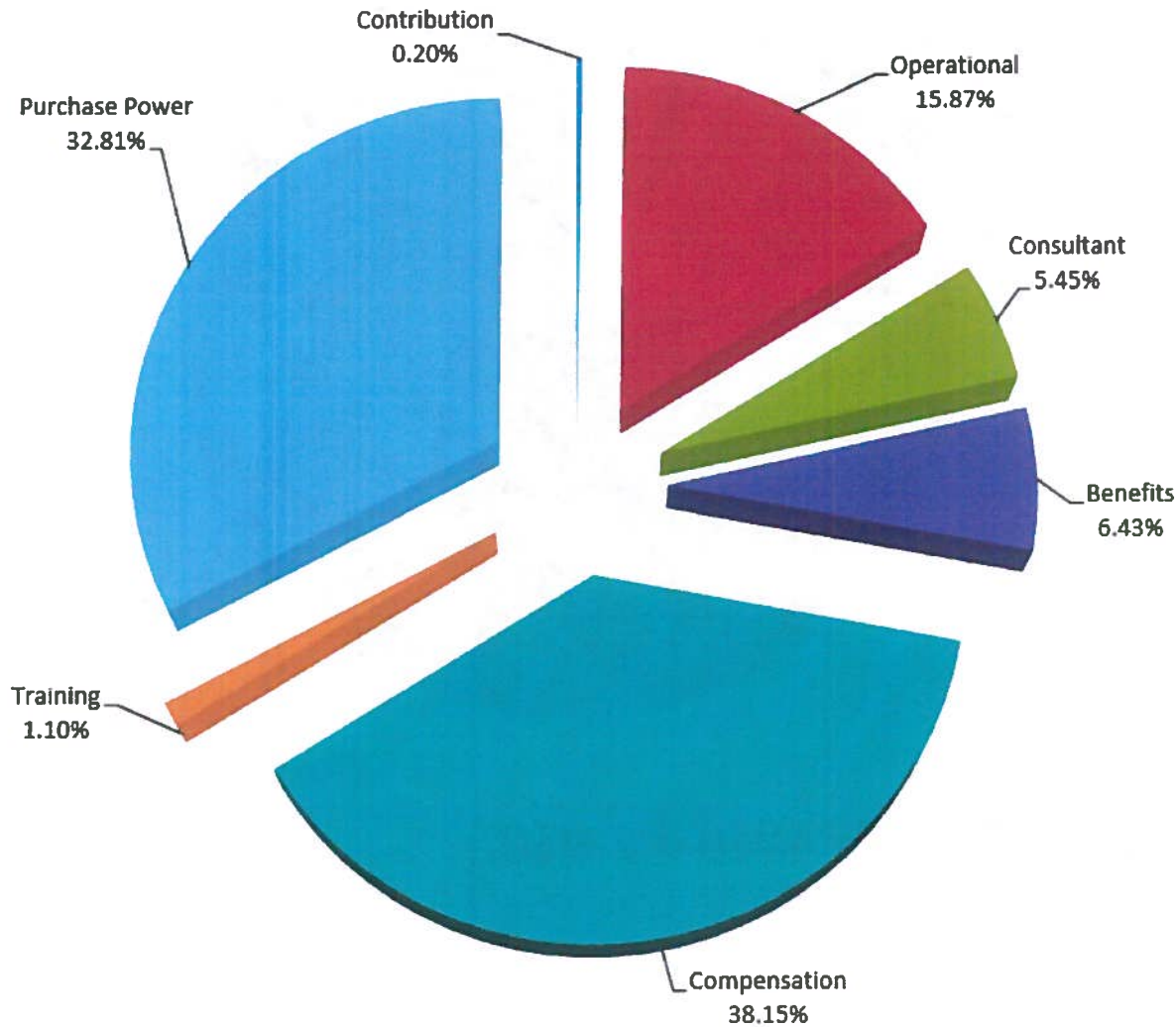
	Electric	Gas	Water	Wastewater	Photovoltaic	Total
<b>Available Funds</b>						
Add: Change in Net Assets	\$ 13,661,787	\$ 2,950,256	\$ 1,002,970	\$ 408,490	\$ (1,366,467)	\$ 16,657,035
Add: Depreciation Expense	12,890,669	707,214	4,070,452	628,583	667,934	18,964,853
Add: Principal Payments from Notes	523,030	9,412	149,219	131,186	-	812,846
Less: Principal Payments to Long Term Debt	(6,997,166)	(314,772)	(3,789,102)	(576,589)	(1,315,399)	(12,993,028)
<b>Total Available Funds</b>	<u>20,078,320</u>	<u>3,352,110</u>	<u>1,433,539</u>	<u>591,670</u>	<u>(2,013,932)</u>	<u>23,441,706</u>
<b>Available Financing &amp; Contributions</b>						
RUS Financing	64,946,248	-	-	-	-	64,946,248
Great Western Bank Financing (HQ)	6,450,898	1,650,000	-	-	-	8,100,898
USDA/WRWWTP (Grant/Loan)	-	-	-	7,200,000	-	7,200,000
CFC Bridge Loan (Kayenta Solar 27.5 M)	55,000,000	-	-	-	-	55,000,000
Great Western Bank (NTUAW Equity Purchase)	25,000,000	-	-	-	-	25,000,000
Utah Trust	-	-	2,472,500	-	-	2,472,500
ML/MCM (\$5M)	-	-	-	3,128,850	-	3,128,850
USDA	-	-	8,015,000	1,500,000	-	9,515,000
Utility Specific Contributions	15,973,525	649,558	4,445,000	400,000	-	21,468,083
<b>Total Financing &amp; Contributions</b>	<u>167,370,672</u>	<u>2,299,558</u>	<u>14,932,500</u>	<u>12,228,850</u>	<u>-</u>	<u>196,831,580</u>
<b>Total Funds Available for Capital Budget</b>	<u>187,448,992</u>	<u>5,651,668</u>	<u>16,366,039</u>	<u>12,820,520</u>	<u>(2,013,932)</u>	<u>220,273,286</u>
<b>Total Capital Budget</b>						
Utility Capital Budget	172,000,302	5,258,229	28,293,725	7,553,567	380,000	213,485,823
Common Budget	3,256,563	633,841	2,564,484	316,921	-	6,771,810
<b>Total Capital Budget</b>	<u>175,256,865</u>	<u>5,892,070</u>	<u>30,858,210</u>	<u>7,870,487</u>	<u>380,000</u>	<u>220,257,633</u>
<b>Net Balance (Additional Funding Needed)</b>	\$ <u>12,192,126</u>	\$ <u>(240,403)</u>	\$ <u>(14,492,171)</u>	\$ <u>4,950,033</u>	\$ <u>(2,393,932)</u>	\$ <u>15,653</u>

# 2016 Approved Capital Budget



Budget Code	Total
Electric	\$166,954,195
Photovoltaic	\$380,000
Natural Gas	5,258,229
Water	28,253,225
Wastewater	7,553,567
Common Plant	6,409,511
<b>Total</b>	<b>\$214,808,727</b>

# Approved 2016 O&M Budget



<b>BUDGET CATEGORIES</b>	<b>TOTAL</b>
<b>Contribution</b>	<b>\$ 241,450</b>
<b>Operational</b>	<b>19,320,556</b>
<b>Consultant</b>	<b>6,638,009</b>
<b>Benefits</b>	<b>7,826,472</b>
<b>Compensation</b>	<b>46,460,269</b>
<b>Training</b>	<b>1,336,000</b>
<b>Purchase Power</b>	<b>39,951,192</b>
	<b><u>\$ 121,773,948</u></b>

# NAVAJO TRIBAL UTILITY AUTHORITY

An Enterprise of the Navajo Nation

www.ntua.com • 928-729-5721 • 1-800-528-5011



## HEADQUARTERS

P.O. Box 170, Fort Defiance, Arizona 86504

Telephone Number: 928-729-5721

Toll Free: 1-800-528-5011

Fax Number: 928-729-2135

Web Site: www.ntua.com

- General Manager..... Walter W. Haase, P.E.
- General Manager - Choice NTUA Wireless..... Clyde Casciato
- Deputy General Manger ..... Rex Kontz

## Divisions:

- Communication System.....Lester Lee
- Electric Systems ..... Srinivasa Venigalla
- Engineering, Construction & Operations ..... Vacant
- Finance & Accounting..... Tom Nelson
- Human Resources..... Paul Bemore, Sr.
- Information Technology..... Savoy Yazzie
- Safety ..... Kenneth Begay

## Chinle District

P.O. Box 549, Chinle, Arizona 86503

- District Manager ..... Rubianne Dugi
- Office Supervisor ..... Ruby Charley
- Field Superintendent ..... Alfred Dugi
- Customer Service Supervisor..... Vacant

## Crownpoint District

P.O. Box 1825, Crownpoint, New Mexico 87313

- District Manager ..... Philemon Allison
- Office Supervisor ..... Lucy Cayatineto
- Field Superintendent ..... Patrick Martinez
- Customer Service Supervisor..... Shelley Biakaidy

## Dilkon District

HC 63 Box D, Winslow, Arizona 86047

- District Manager ..... Johathan Curley
- Office Supervisor ..... Annelita Spencer
- Field Superintendent ..... Gary Monroe
- Customer Service Supervisor..... Isabelle Lang

## Fort Defiance District

P.O. Box 587, Fort Defiance, Arizona 86504

- District Manager ..... Paula Holyan
- Office Supervisor ..... Andrea Nez
- Field Superintendent ..... Wendell Damon
- Customer Service Supervisor..... Cecelia Largo-Nez

## Kayenta District

P.O. Box 37, Kayenta, Arizona 86033

- District Manager .....Vircyntia Charley
- Office Supervisor ..... Sadie Crank
- Field Superintendent ..... Ronald Begay
- Customer Service Supervisor..... Marcella Black

## Shiprock District

P.O. Box 1749, Shiprock, New Mexico 87420

- District Manager ..... Wilfred Franklin, Jr.
- Office Supervisor (Acting)..... Louise Benallie
- Field Superintendent ..... Herbert Beyale, Jr.
- Customer Service Supervisor..... Patricia Watchman
- Red Mesa Sub-Office Manager ..... Dale Luna
- Sub-Office Locations ..... Red Mesa, AZ  
and Nageezi, NM

## Tuba City District

P.O. Box 398, Tuba City, Arizona 86045

- District Manager ..... Denise Tufono
- Office Supervisor (Acting)..... Alicia Richards
- Field Superintendent ..... Chester Whiterock, Sr.
- Customer Service Supervisor..... Vincent Shirley



Progress Since 1959



An Enterprise of the Navajo Nation

# 2016

## Navajo Tribal Utility Authority

### January

The Thawing of Snow  
Yasniitees

Sunday	Monday	Tuesday	Wednesday	Thursday	Friday	Saturday
					NTUA OFFICES CLOSED	1 2
3	4	5	6	7	8	9
10	11	12	13	14	15	16
17	18	19	20	21	22	23
24	25	26	27	28	29	30
31						

### February

Birth of English  
Atsábiyáázh

Sunday	Monday	Tuesday	Wednesday	Thursday	Friday	Saturday
	1	2	3	4	5	6
7	8	9	10	11	12	13
14	15	16	17	18	19	20
21	22	23	24	25	26	27
28	29					

### March

First City of English  
Wóózhchijí

Sunday	Monday	Tuesday	Wednesday	Thursday	Friday	Saturday
		1	2	3	4	5
6	7	8	9	10	11	12
13	14	15	16	17	18	19
20	21	22	23	24	25	26
27	28	29	30	31		

### April

Growth of Early Plant Life  
Táichil

Sunday	Monday	Tuesday	Wednesday	Thursday	Friday	Saturday
					1	2
3	4	5	6	7	8	9
10	11	12	13	14	15	16
17	18	19	20	21	22	23
24	25	26	27	28	29	30

### May

Big Leaves  
Táatsóh

Sunday	Monday	Tuesday	Wednesday	Thursday	Friday	Saturday
1	2	3	4	5	6	7
8	9	10	11	12	13	14
15	16	17	18	19	20	21
22	23	24	25	26	27	28
29	30	31				

### June

Planting of Early Crops  
Yáishjááshchilí

Sunday	Monday	Tuesday	Wednesday	Thursday	Friday	Saturday
					1	2
3	4	5	6	7	8	9
10	11	12	13	14	15	16
17	18	19	20	21	22	23
24	25	26	27	28	29	30

### July

Planting of Late Crops  
Yáishjáástsoh

Sunday	Monday	Tuesday	Wednesday	Thursday	Friday	Saturday
					1	2
3	4	5	6	7	8	9
10	11	12	13	14	15	16
17	18	19	20	21	22	23
24	25	26	27	28	29	30
31						

### August

Planting of Early Crops  
Biniantáástózi

Sunday	Monday	Tuesday	Wednesday	Thursday	Friday	Saturday
	1	2	3	4	5	6
7	8	9	10	11	12	13
14	15	16	17	18	19	20
21	22	23	24	25	26	27
28	29	30	31			

### September

Planting of Late Crops  
Biniantáástsoh

Sunday	Monday	Tuesday	Wednesday	Thursday	Friday	Saturday
					1	2
3	4	5	6	7	8	9
10	11	12	13	14	15	16
17	18	19	20	21	22	23
24	25	26	27	28	29	30

### October

Separation of Seasons  
Ghaaji

Sunday	Monday	Tuesday	Wednesday	Thursday	Friday	Saturday
						1
2	3	4	5	6	7	8
9	10	11	12	13	14	15
16	17	18	19	20	21	22
23	24	25	26	27	28	29
30	31					

### November

Small Winds  
Níhchitsósi

Sunday	Monday	Tuesday	Wednesday	Thursday	Friday	Saturday
		1	2	3	4	5
6	7	8	9	10	11	12
13	14	15	16	17	18	19
20	21	22	23	24	25	26
27	28	29	30			

### December

Big Winds  
Níhchitsóh

Sunday	Monday	Tuesday	Wednesday	Thursday	Friday	Saturday
					1	2
3	4	5	6	7	8	9
10	11	12	13	14	15	16
17	18	19	20	21	22	23
24	25	26	27	28	29	30
31						

Chinle  
P.O. Box 549  
Chinle, AZ 86503

Crownpoint  
P.O. Box 1825  
Crownpoint, NM 87313

Dillon  
HC 63 Box D  
Winslow, AZ 86647

Fort Defiance  
P.O. Box 587  
Fort Defiance, AZ 86504

Kayenta  
P.O. Box 37  
Kayenta, AZ 86033

Shiprock  
P.O. Box 1749  
Shiprock, NM 87420

Red Mesa & Naqeezi  
P.O. Box 1749  
Shiprock, NM 87420

Tuba City  
P.O. Box 378  
Tuba City, AZ 86048

P.O. Box 170, Fort Defiance, Arizona 86504 1-928-729-5721 or 1-800-528-5011 www.ntua.com

Electric Natural Gas Water Waste Water Renewable Energy Communications





Navajo Tribal Utility Authority  
An Enterprise of the Navajo Nation

[www.ntua.com](http://www.ntua.com)