

Navajo Tribal Utility Authority

An Enterprise of the Navajo Nation



2016 Progress Report

Utilities:


Electric • Natural Gas • Water • Wastewater • Renewable Energy • Communications

Region Served:

Northern Arizona • Northwestern New Mexico • Southeastern Utah

Service Area:

27,000 Square Miles



© Chief Joseph pattern is a copyrighted design and provided courtesy of Pendleton woolen mills, Inc.

2016

A NTUA Year of History

Ya'a'teeh. Every year we begin the New Year thinking about the past year. We look back and think about what we did and what we saw. Mostly we remember what made the year remarkable. For us here at NTUA, 2016 was successful as it was memorable. I am proud to say that we made history.

We fulfilled a utility compromise set by Navajo tribal leaders in 1959. We also broke ground and started construction on the first-ever large scale utility solar farm on the Navajo Nation and we finalized a deal to benefit our newest company – Choice NTUA Wireless. During all this we also started development plans for our new Headquarters building.

I would highlight two projects – the Rocky Mountain Power Acquisition and the Kayenta Solar Project. These are significant because they were major historical milestones for us and the Navajo Nation. Last year we fulfilled what 1959 tribal leaders envision – that someday a tribally owned and operated utility company would provide services for the people in the Utah Navajo region. That was a tremendous vision because that was before NTUA was even providing electricity. Last year, we honored that vision through the electric services transfer from Rocky Mountain Power to NTUA.

We also broke ground last year on the first ever utility scale solar farm on the Navajo Nation. For years we have heard of numerous plans to build large scale renewable energy facilities on Navajo. As the lead utility provider on Navajo we wanted to demonstrate that it can be done. Construction started late last year making it a historic ground breaking project.

As you read about these two major projects in this Progress Report, you will also see highlights of other accomplishments. As we do every year, we begin the year with a purpose and work to raise quality of life for our people. We see our work as our obligation as well as our privilege. As a team, we continue to move NTUA forward to achieve success while maintaining our primary goal -- to uphold our mission to provide safe, reliable and affordable utility services that exceed our customers' expectations. On behalf of our company, we thank you for your support as we continue our path to success.

Thank you,



Walter W. Haase, P.E.
General Manager
Navajo Tribal Utility Authority



NTUA acquires the Rocky Mountain Power electric system in Utah NAVAJO



NTUA-RMP Timelines

2008 – NTUA initiates serious negotiations

May 27, 2015 -- Navajo Nation Council Legislation by a vote of 16-1

May 29, 2015 -- Navajo Nation President Begaye signs a letter of support

December 21, 2015 -- RMP files with the Utah Public Service Commission

March 30, 2016 -- Resolute, NTUA, and RMP reach an agreement and notify the Utah Commission

May 17, 2016 -- Commission holds a public field hearing in Bluff, Utah

May 19, 2016 – Commission sets final public hearing Salt Lake City

May 20, 2016 - Commission issues a bench ruling from to approve purchase and RMP Transfer Agreement and Power Supply Agreement.

December 6, 2016 – NTUA signs the final order

December 7, 2016 – NTUA becomes the official owner of the Utah Navajo electric facilities

NTUA was created the same year Navajo Tribal Chairman Paul Jones signed a letter with the Utah Power and Light to extend electricity across Navajo boundaries. That was in 1959 when the tribal leadership agreed to allow the Utah utility to extend its electrical infrastructure within Utah Navajo. The leaders did so with the condition that a tribal utility be allowed to purchase the electric facilities sometime in the future. In 2008 NTUA decided to pursue that option and began a journey to fulfill the 1959 vision of the former tribal leaders.

It was a journey that ended in 2016 when Rocky Mountain Power (formerly Utah Power and Light) signed the final documents on Dec. 6th turning over the system to NTUA. This was a historic moment. It fulfilled the 1959 vision of tribal leaders. For hundreds of Utah Navajo families, the acquisition marked hope that they will be connected to the electrical grid. NTUA will transfer 1,090 former RMP customers. There are an estimated 200 homes currently without electric service. As a demonstration of good faith during the acquisition process, NTUA customer NTUA helped RMP obtain rights of way for 25 homes. Those homes now have electric service. For these families it was a dream fulfilled. For NTUA it was a mission completed.



Renewable Energy project breaks new Ground in Kayenta



Renewable Energy project breaks new Ground in Kayenta

In April of 2016 NTUA, Navajo Nation leaders, regional and federal utility executives, and community residents broke historic ground and opened the door to first-ever large scale renewable energy project on the Navajo Nation. The ground-breaking of the Kayenta Solar Project was extremely significant because it solidified NTUA's role in renewable energy development that embraces a vision to create an energy economy to bring economic progress and sustainability to the Navajo Nation. It also supports the Navajo Nation's clean energy initiatives. The project occupies an area of approximately 210 acres and will consist of 119,301 photovoltaic panels. When completed, the solar farm will deliver 27.5 megawatts of photo-voltaic solar energy which will supply energy to communities served by NTUA substations in Kayenta and Longhouse Valley. In addition to generating renewable energy and offsetting the local energy supply for the Navajo Nation, the project will boost the local economy.



Job Fair Brings Hundreds to Kayenta

In October, NTUA helped start the job creation process by helping the contractor host a job fair for regional residents. More than 550 individuals showed up to submit applications. During the height of the construction, an estimated 100 individuals, mostly Navajo, will work to build the facility. Some the applicants had worked on building solar farms in other states and were thankful for an opportunity to work on building a solar facility within their own homeland.



Utility Partnership supports Kayenta Solar Project and provides CDBG match funding

In order to solidify the project, NTUA struck a two-year energy credit purchase agreement with the Salt River Project (SRP). SRP's participation will allow for the displacement of energy and allow SRP to receive the environmental attributes from Kayenta Solar facility, thereby enabling NTUA to maintain some of the lowest consumer electric rates in the region. The benefit of the partnership also allowed NTUA to finalize an agreement with the Navajo Nation Community Development Block Grant (CDBG) program to extend electrical service to 92 families. The agreement required matching funds, which NTUA earmarked with revenues from Kayenta Solar Project which ties back to the two-year SRP contract to purchase renewable-energy credits from NTUA to help meet the metro-Phoenix utility's sustainability goals. The CDBG application process for these projects began in 2015. In February 2016, the Navajo Nation was notified by U.S. Department of Housing and Urban Development (HUD) the projects were awarded for CDBG funding. During the application consideration process, NTUA finalized project requirements which included Rights of Way, Environmental Assessments and securing matching funding possibilities. Overall the CDBG will cost \$5.1 Million. In addition to revenues from the Kayenta Solar project, the Navajo Nation, the respective chapters, the Navajo-Hopi Land Commission, and NTUA assisted with the crucial matching funds to make sure the projects proceed.

NTUA VISION

Enhancing our customers' lives through excellent utility services

NTUA MISSION

To provide safe, reliable, and affordable utility services that exceed our customers' expectations

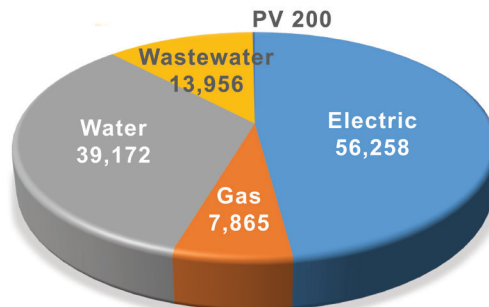
The Navajo Tribal Utility Authority (NTUA) was established on January 22, 1959 to develop the utility infrastructure on the Navajo Nation. Since then NTUA has grown into a self-sustaining, non-profit, successful tribally-owned enterprise, delivering electricity, water, waste water services, natural gas, renewable energy and communication services throughout a 27,000 square mile service territory.

With teamwork and respect, NTUA employees continue to move forward to provide and extend multi utilities across northern Arizona, northwestern New Mexico and southeastern Utah. In the Navajo culture, the phrase Naa'haan'deel'nish means We work for You. In keeping with that concept, NTUA works for the People. That has been the primary mission since 1959.

NTUA: Progress Since 1959

The Navajo Tribal Utility Authority (NTUA) has continuously served the Navajo people for more than 57 years. NTUA was established on January 22, 1959, to address the absence of utilities on the Navajo Nation, and NTUA has grown into a thriving tribally-owned enterprise delivering a portfolio of services. The NTUA is organized for the operation, maintenance and expansion of electric distribution and transmission, communications, natural gas, water, wastewater and renewable power generation, including photovoltaic (solar), services for the Navajo people at a low and reasonable cost. Other objectives of the NTUA are: to improve the health and welfare of the residents of the Navajo Nation; and to promote employment opportunities on the Navajo Nation. As of 2016, NTUA has 730 total employees, 722 regular employees, and 8 temporary employees. As one of the larger employers on the Navajo Nation, NTUA is proud to say that 97.12% of the employee base is of Navajo descent.

NTUA 2016 Customer Count



Community Service at NTUA is about Ke'

At each of our district offices, our employees are ready to extend a helping hand. It's all part of our community service. More importantly, it's an extension of our traditional teachings – to be readily available to help. Our community involvement is our tribute and respect for Ke'. Employees do participate in community events, including runs, walks, and other fund-raising activities. Sometimes, they share event information with co-workers – resulting in volunteerism. When people say Ah'ee'ee to our employees, we know it carries with it deep appreciation. We accept that appreciation with gratitude knowing it's part of our mission to help and serve and support our communities. At NTUA we believe in community; therefore, we are community. This has always been our way at NTUA.



BIA helps NTUA with Choice NTUA Wireless



In 2016, NTUA finalized a deal with the Office of Indian Energy and Economic Development (IEED), Office of the Assistant Secretary, Indian Affairs, U.S. Department of the Interior that refinance a loan, which empowers NTUA to improve and expand the current business model of NTUA Wireless, a business enterprise of the tribal utility that provides internet and wireless communications services on the Navajo Nation. IEED approved a \$23.5 million loan guarantee which allowed NTUA to purchase the remaining 51% of the principal stock that NTUA had not purchased. Since then, NTUA has directed the growth of NTUAW, such as by facilitating the deployment of additional towers in as-of-yet unserved and under-served areas. Before NTUAW endeavors in the communications business were limited to helping outside wireless companies gain access to towers on the Navajo Nation and leasing space to them. In the past two years, NTUAW has changed the way wireless and broadband communication business is done on the Navajo Nation. In short, NTUA Wireless forced significant change. No longer are the wireless phone services limited here on Navajo. Our people finally have a choice.



About the NTUA Natural Gas Network

NTUA purchases gas wholesale and delivers it to residential, commercial and industrial customers in throughout the Navajo Nation. Natural gas comes from the San

Juan Basin production area and is injected into the El Paso Natural Gas and Transwestern pipelines every day and transported to thousands of consumers throughout the Navajo Nation via a complex network of pipes owned and operated by NTUA. Gas purchase costs are passed through to our customers – dollar-for-dollar - at the same price we pay wholesale suppliers. If gas prices decrease, we pass those reductions through to customers as well, as we've done in the past. There are 18 distribution points and are located in Kayenta, Tuba City, Leupp, Dilcon, Lower Greasewood, Mennonite Mission, Ganado, Hunters Point, McKinley County, Coyote Canyon, Tohatchi, Shiprock, Ojo Amarillo Area, Northern Edge Casino, Four Corners, and Red Mesa. As an added service for customers, NTUA offers a free natural gas pilot lighting service as colder weather approaches each year. We promote the many positive attributes of natural gas-including its efficiency, convenience, cleanliness, comfort and reliability and that's why demand for natural gas continues to grow nationwide.

Navajo Tribal Utility Authority
is offering a
FREE-OF-CHARGE
Natural Gas Heater Pilot
Lighting Service For NTUA
Natural Gas Customers

NTUA will light the Pilot for Natural Gas Heating Systems at no cost to NTUA Natural Gas Customers beginning Monday, October 10th thru Thursday, November 10th

THIS FREE SERVICE ENDS THURSDAY, NOVEMBER 10th

This is for Natural Gas. Not for Propane or Butane Heaters

For information Contact your local NTUA Office: Chinle, Crownpoint, Dilcon, Ft. Defiance, Kayenta, Shiprock, Red Mesa, and Tuba City

1-928-729-5721 or toll free 1-800-528-5011
www.ntua.com

Request received after Thursday, November 10th will be scheduled at the customer's expense

Offer limited to areas with NTUA Natural Gas service


Meeting with Customers to talk Utilities equals Customer Appreciation

NTUA does have a customer education program to generate and foster a better understanding of NTUA operations. The presentations are basically short workshops featuring topics such as energy and water conservation, and utility safety. NTUA employees often accept community or school invitations to share information about the utility industry. During mid-year, District offices open their doors to spend a day with the customers during Customer Appreciation Days. This event allows customers to meet the people who provide utility service. This opportunity can also include invites to meet with schools or communities. NTUA is prepared for presentations and is willing to make the extra effort for better customer communication.




NTUA Holiday Military Care Package Project

Each year NTUA assembles and sends care packages to military personnel serving throughout the world. It's part of a holiday project designated to bring cheer to our defenders of freedom who will not be home for the holidays. A public multi-media invitation was issued throughout the region asking families to submit names of family members serving in the military. In 2016 NTUA Human Resources sent 107 Military Care Packages. Some of the state-side locations were: Texas, Louisiana, New York, North Carolina, Hawaii, Maryland, and Florida. The packages also went the countries of: Guam, Japan, Afghanistan, South Korea, Kuwait, Germany, England, and the Philippines. The packages included: NTUA Beanies, Navajo Times News Paper, Yanabah Navajo tea, Pinons, Hot Chocolate mix, snacks, beef jerky, socks, handkerchiefs and Crossword books.



Some of the recipients sent letters to NTUA:



"Thank you to all from NTUA for sending me a thoughtful and amazing care package for myself as I have and will be spending the holiday away from home. I greatly appreciate everything within the box especially the letters and cards. It made my evening very amazing. I love the touch of putting a box of Navajo Tea and 2 (two) issues of the Navajo Times. A great way to bring home to me and lastly thank you for your time and effort you all have put within this care package. As I will continue to serve with pride and honor for the Diné people and culture. I ask of you as NTUA to keep homes warm this winter with the power and water we all worked hard for. Thank you again for the care package. I have attached a file of a picture of me wearing your beanie," Richard L Caldwell Jr



Wastewater Treatment Plant Improvements 2016

In January 2016, NTUA put on line the new Window Rock Wastewater Treatment facility. The new facility is a significant upgrade and meets the compliance with all Navajo Nation Environmental Protection Agency (NNEPA) and other regulatory permit requirements. The upgrade work also included other regional Wastewater treatment plants in Navajo, Chinle, Pinon, Ganado, Kayenta and Tuba City. The improvements included: electrical service and distribution systems upgrades, secondary aeration treatment process upgrades, miscellaneous piping upgrades, and sludge removal & telemetry system improvements

Water System throughout NTUA




NTUA extends water for most of the Navajo Nation, except in some northwestern parts of the Navajo Nation. water is purchased from Farmington for northern Navajo communities. NTUA also pays the city of Page, Arizona for some northwestern Navajo communities. NTUA adheres to the federal Safe Drinking Water Act (SDWA). NTUA is required to monitor public water supplied systems on a monthly basis for bacteriological contaminants and quarterly or annually for chemical and radiochemical contaminants in our drinking water. This means that NTUA analyzes routine water tests on all NTUA maintained and operated water system(s). Some contaminants can cause serious health con-

cerns, therefore we must monitor the quality of NTUA drinking water very closely. Should the water system be a concern, NTUA will immediately issue a public notice. Furthermore, on an annual basis, the SDWA requires NTUA to inform customers of the quality of our drinking water. NTUA meets this federal requirement by issuing an annual Consumer Confidence Report (CCR). These CCR's are published in July and serve as a summary of the previous year's water quality; in short, the CCR is like a "Report Card". Every January, the NTUA Environmental Compliance and Laboratory Department reviews all the previous year's bacteriological, chemical, and radiochemical sampling data for 90 water systems. If there was a positive result of bacteriological contaminants at a water system or an exceedance of an MCL (Maximum Contaminant Level), it is reported in this CCR. NTUA also explains the health effects of these contaminants. Copies of these reports are available upon request.

NTUA Champion of Rocky Mountain Power Acquisition – Walter Wolf, Jr.

NTUA Senior Advisor Walter Wolf, Jr. was part of the Utah Navajo electric services development from the very beginning and he was part of its official closing 57 years later. Wolf was the author of the letter signed by former Tribal Chairman Paul Jones that mandated that NTUA be allowed to purchase the electric system located in the Utah Navajo region. Walter, who was a tribal attorney in 1959, considers the 2016 acquisition as one of his major achievements.



High school Sportsmanship Awards

NTUA districts continue to spell out the meaning of Sportsmanship by honoring regional athletes during the district and regional basketball playoffs. The goal of the NTUA Sportsmanship Award is to enrich athletes, encouraging them to place academics high and be role models on and off the court. Selections are based on teacher/coach nominations. Students must maintain a 3.0 GPA and must demonstrate integrity in their schools and communities. The awards are presented at regional and district playoffs before thousands of basketball fans.



NTUA Scholarships: Investing in Navajo future



Every year, NTUA awards college scholarships for Navajo students pursuing degrees related to the multi-service utility industry. The most common degrees awarded are engineering, business management, finance, accounting, information technology, computer services, and environmental sciences. NTUA awarded 88 scholarships for the 2016/2017 academic year. Thirteen (13) of these scholarships included a paid summer internship at NTUA to work on projects related to the degree. NTUA encourages students to apply each year with the hope that students consider returning to the tribal enterprise upon completion. For the 2016/2017 academic year, NTUA is proud to sup-

port Navajo students attending a wide variety of universities, including Dine' College, Navajo Technical University, the University of New Mexico, Arizona State University, Northern Arizona University, Gonzaga University, Brigham Young University, University of Denver, and Dartmouth College.

NTUA Communications Offering Quality Technology to Navajo Nation

NTUA continues to offer another level of technology for the Navajo Nation and the Navajo Nation business environment. NTUA manages higher level of data storage services with a fully certified Tier 3 Data Center. The Data Center is a branch of the NTUA Communications Division which also oversees the NTUA Fiber Optic/Cellular & Microwave tower network that enables wireless signal broadcast throughout the Navajo Nation. This network helps strengthen mobile phones services by helping call processing resulting



in less dropped calls, so call quality increases. On the microwave system, additional backhaul capacity can be added to the same links to carry additional traffic required when new customers are added or to address high volume of traffic. Currently, the NTUA Data Center is the only Tier 3 Data Center operating on Navajo Nation.

Navajo Tribal Utility Authority
An Enterprise of the Navajo Nation

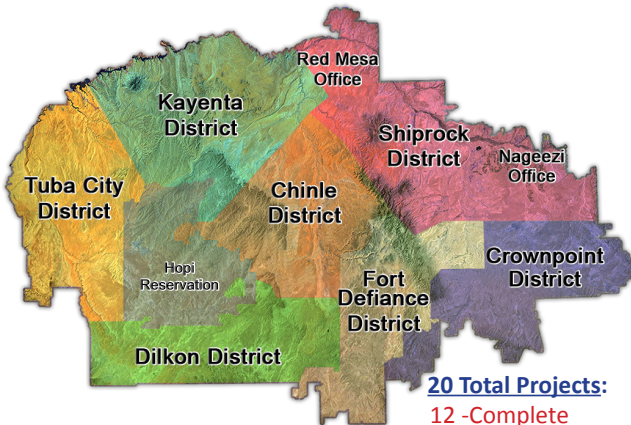
**2016 Year End
Utility
Construction
Projects**





Electric Systems Division

2016 COMMUNITY POWER LINE PROJECTS



20 Total Projects:
 12 -Complete
 3 -In Progress
 5 -Pending

PROJECTS:

20 Projects
 233 Families and 92.43 Miles of Line

BUDGET:

\$10,063,060.58

INITIAL TARGET: 16 Projects
169 Families and 92.68 Miles of Line
INITIAL BUDGET: \$10,187,560.80

Note: ▲ = Carry-Over from 2015

CHINLE

Total Families: 86
 Sub-Total: \$2,865,072.43

<u>location</u>	<u>families</u>
▲ Steamboat 26	
Central Area	
Chinle 22	
Scattered	
Rock Point..... 6	
Scattered	
Kinlichee..... 31	
Da'Ni Zhil Gai Ph I	
Tselani/Cottonwood 1	
Bigman Extension	

DILKON

Total Families: 48
 Sub-Total: \$2,096,475.12

<u>location</u>	<u>families</u>
▲ Steamboat 7	
Bear Springs - Ph II	
Cornfields..... 13	
Valley Scattered	
Jeddito..... 10	
Scattered	
Greasewood Springs.... 4	
Reservation Line	
Greasewood Springs.... 9	
Across Pueblo Wash	
Greasewood Springs.... 5	
Woodchop Tank	

KAYENTA

Total Families: 49
 Sub-Total: \$2,065,980.03

<u>location</u>	<u>families</u>
▲ Inscription House 10	
To'hajilchi'li	
Forest Lake 5	
Scattered (Peabody - Off Lease)	
Forest Lake 5	
Scattered (Peabody - On Lease)	
Kayenta..... 29	
Hall Burns Ridge	

TUBA CITY

Total Families: 49
 Sub-Total: \$2,982,990.89

<u>location</u>	<u>families</u>
▲ Tonalea 13	
White Mesa	
Coppermine..... 7	
Scattered Phase III	
Coalmine Canyon 1	
Begay Extension	
Coalmine Canyon 28	
Scattered	

CROWNPOINT

Total Families: 0
 Sub-Total: 0

location families

FORT DEFIANCE

Total Families: 1
 Sub-Total: \$52,542.11

location families

Wide Ruins 1
 (Scattered - Line B)

SHIPROCK

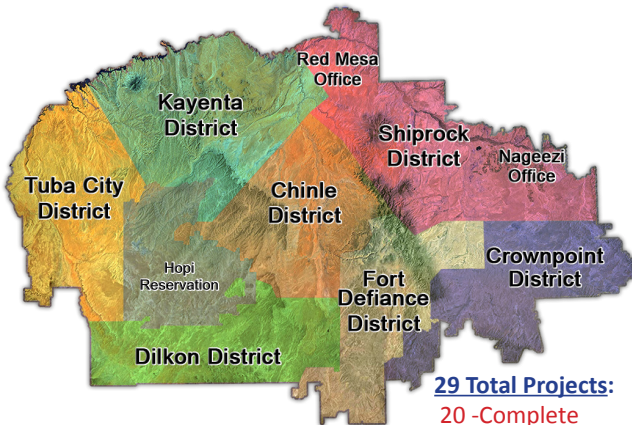
Total Families: 0
 Sub-Total: 0

location families



Electric Systems Division

2016 NAVAJO HOUSING AUTHORITY PROJECTS



29 Total Projects:
20 -Complete
1 -In Progress
8 -Pending

PROJECTS:

29 Projects
387 Families

BUDGET:

\$1,706,033.30

INITIAL TARGET: 22 Projects

248 Families

INITIAL BUDGET: \$1,167,142.84

Note: ▲ = Carry-Over from 2015

CHINLE

Total Families: 138
Sub-Total: \$592,019.53

location	families
▲ Pinon	30
AZ 12-125/126	
▲ Kinlichee	32
AZ12-177	
Many Farms	1
AZ12-14 (Burned Unit)	
Chinle	7
Scattered	
Chinle	50
AZ12-82	
Nazlini	18
AZ12-65	

DILKON

Total Families: 79
Sub-Total: \$349,254.22

location	families
▲ Birdsprings	5
AZ12-90 (Modular)	
Leupp	18
AZ12-107 (Modular)	
Leupp	1
AZ12-95 (Burned Unit)	
Tolani Lake	1
AZ12-942 (Burned Unit)	
▲ Dilcon	35
AZ12-71 (Modernization)	
Dilcon	4
Scattered	
Dilcon	15
AZ12-74 (Modernization)	

KAYENTA

Total Families: 3
Sub-Total: \$65,881.09

location	families
Kayenta	3
Scattered	

TUBA CITY

Total Families: 84
Sub-Total: \$338,995.96

location	families
Coalmine Mesa	20
AZ12-169	
Kaibeto	20
AZ12-72 (Modernization)	
Kaibeto	20
AZ12-121 (Modernization)	
Kaibeto	20
AZ12-601 (Modernization)	
Tuba City	4
Scattered	

CROWNPOINT

Total Families: 0
Sub-Total: 0

location	families
----------	----------

FORT DEFIANCE

Total Families: 6
Sub-Total: \$47,609.29

location	families
Fort Defiance	1
AZ12-58 (Burned Unit)	
Dalton Pass	2
NM15-74 (Burned Unit)	
Fort Defiance	2
Scattered	
Crystal	1
Scattered	

SHIPROCK

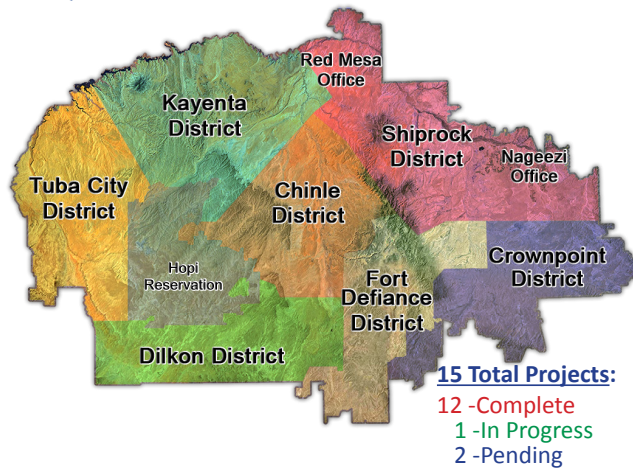
Total Families: 77
Sub-Total: \$312,273.21

location	families
Beclabito	1
NM15-712 (Burned Unit)	
Teec Nos Pos	1
AZ12-842 (Burned Unit)	
Ojo Amarillo	1
NM15-32 (Burned Unit)	
Shiprock	40
NM15-48 (Ph I -Modernization)	
Shiprock	9
Scattered	
Ojo Amarillo	25
NM15-39 (Modernization)	



Electric Systems Division

2016 COMMERCIAL POWER LINE PROJECTS



PROJECTS:
 15 Projects
 14 Customers

BUDGET:
 \$1,443,483.29

INITIAL TARGET: 12 Projects
11 Customers
INITIAL BUDGET: \$1,228,725.87

Note: ▲ = Carry-Over from 2015

CHINLE
 Total Customers: 4
 Sub-Total: \$750,342.32

<i>location</i>	<i>customers</i>
Chinle NNDoc	1
Chinle Justice Center	
Ph II-A	
Chinle NNDoc	1
Chinle Justice Center	
Ph II-B	
Chinle Spider Rock.....	1
Booster Station	
▲ OEHE Steamboat.....	1
Booster Station	

DILKON
 Total Customers: 0
 Sub-Total: 0

<i>location</i>	<i>customers</i>
-----------------	------------------

KAYENTA
 Total Customers: 3
 Sub-Total: \$87,457.98

<i>location</i>	<i>customers</i>
Shonto	1
Convenience Store	
Kayenta.....	1
Church's Chicken	
Monument Valley	1
RV Camp Park	

TUBA CITY
 Total Customers: 1
 Sub-Total: \$44,366.33

<i>location</i>	<i>customers</i>
Lechee	1
Ken's Tours	

CROWNPOINT
 Total: 0
 Sub-Total: 0

<i>location</i>	<i>customers</i>
-----------------	------------------

FORT DEFIANCE
 Total Customers: 3
 Sub-Total: \$435,106.55

<i>location</i>	<i>customers</i>
Tohlokai (BOR)	0
Pump Station (OH)	
Tohlokai (BOR)	1
Pump Station (URD)	
St. Michaels.....	1
Navajo Arts & Crafts Enterprise	
St. Michaels.....	1
KTNN Media Center	

SHIPROCK
 Total Customers: 3
 Sub-Total: \$126,210.11

<i>location</i>	<i>customers</i>
Shiprock	1
OEHE Mittenrock Solenoid	
Red Mesa.....	1
RMUSD CTE Building	
Red Mesa.....	1
RMUSD Fire Pump	

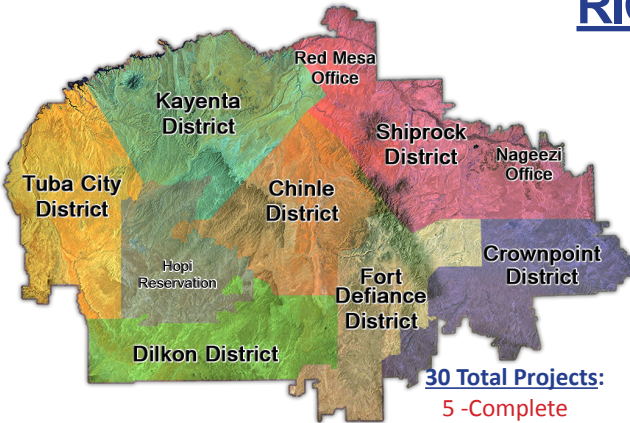




Electric Systems Division

2016 COMMUNITY POWER LINE PROJECTS

RIGHT-OF-WAY



30 Total Projects:

5 -Complete
25 -In Progress
0 -Pending

PROJECTS:

30 Projects

318 Families and 158.37 Miles of Line

BUDGET:

\$2,078,125.62

INITIAL TARGET: 11 Projects

125 Families and 183.01 Miles of Line

INITIAL BUDGET: \$2,383,277.25

Note: ▲ = Carry-Over from 2015

CHINLE

Total Families: 63
Sub-Total: \$410,282.25

<u>location</u>	<u>families</u>
Kinlichee.....	14
Da'Ni'Zhil Gai - Ph II	
Many Farms.....	5
Scattered - Ph II	
Black Mesa	26
North Valley	
Tsaile-Wheatfields	11
Scattered	
Tselani/Cottonwood	2
Tselani to Steamboat	
Tselani/Cottonwood	5
Scattered	

DILKON

Total Families: 54
Sub-Total: \$407,096.12

<u>location</u>	<u>families</u>
Klagetoh	15
Salt Springs	
Indian Wells.....	10
Salt Seep Springs	
Birdsprings	10
Ph I	
Birdsprings	10
Ph II	
Jeddito.....	2
Hopi Tribal Housing	
Authority	
Leupp.....	7
Long / Thompson	

KAYENTA

Total Families: 79
Sub-Total: \$378,987.00

<u>location</u>	<u>families</u>
Chilchinbeto.....	1
1-Ph to 3-Ph	
Conversion	
Chilchinbeto.....	5
Hewey Camp	
Shonto	49
South - Ph II	
Kayenta.....	6
Todacheenie Extension	
Forest Lake	4
Scattered (Peabody)	
Mexican Water	12
RMP Scattered	
Inscription House	2
Scattered	

TUBA CITY

Total Families: 59
Sub-Total: \$461,737.50

<u>location</u>	<u>families</u>
To'Nanees Dizi	29
Rare Metals	
Tonalea	23
Wildcat Peak - Ph II	
Lechee	7
West - Ph V	

CROWNPOINT

Total Families: 0
Sub-Total: 0

<u>location</u>	<u>families</u>
-----------------	-----------------

FORT DEFIANCE

Total Families: 7
Sub-Total: \$96,993.75

<u>location</u>	<u>families</u>
Twin Lakes/Tohlakai	1
Pumping Station	
Houck.....	6
Scattered	

SHIPROCK

Total Families: 56
Sub-Total: \$323,029.00

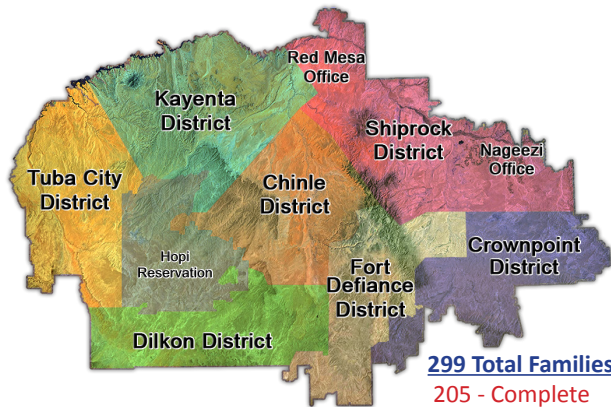
<u>location</u>	<u>families</u>
Aneth	15
RMP Scattered	
Cove.....	7
Scattered	
Red Mesa.....	14
RMP Scattered	
Sweetwater	9
Scattered	
Teec Nos Pos	5
Garcia Camp	
Teec Nos Pos	6
Scattered	



Engineering, Construction & Operations Division

2016 NATURAL GAS CONSTRUCTION - RESIDENTIAL

Customer Funded Work On-Hand



299 Total Families:

205 - Complete
54 - In Progress
40 - Pending

PROJECTS: As of 12/31/16
299 Families

BUDGET: \$789,697.22

COMPLETED: 205 Families
\$684,919.17

TARGET: 114 Families

INITIAL BUDGET: \$359,754.19

Note: ▲ = 94 Carry-Over To 2017

CHINLE
Total Families: 104
Sub-Total: \$197,604.33

<u>location</u>	<u>customers</u>
NHA Kinlichee	32
Modulars	
NHA Dokey Farmtap	1
AZ 12-400	
NHA Chinle	50
AZ 12-82 Modernization	
NHA Nazlini	20
AZ 12-65	
NHA Many Farms	1
Burnout, AZ 12-14	

DILKON
Total Customers: 69
Sub-Total: \$232,185.52

<u>location</u>	<u>customers</u>
NHA Dilkon	35
AZ 12-71	
NHA Dilkon	15
AZ 12-74	
NHA Leupp	18
Modulars AZ 12-107	
NHA Leupp Burnout	1
AZ 12-95	

KAYENTA
Total Customers: 0
Sub-Total:

<u>location</u>	<u>customers</u>
.....	

TUBA CITY
Total Customers: 0
Sub-Total:

<u>location</u>	<u>customers</u>
.....	

CROWNPOINT
Total: 10
Sub-Total: \$163,938.00

<u>location</u>	<u>customers</u>
NHA Crownpoint	10
Modulars	

FORT DEFIANCE
Total Customers: 58
Sub-Total: \$60,955.76

<u>location</u>	<u>customers</u>
▲ Window Rock	54
AZ 12-57 Modernization	
Paula Seanez	1
SL	
NHA Fort Defiance	1
Burnout, AZ 12-58	
Lloyd Mike	1
Anthony Milford	1

SHIPROCK
Total Customers: 58
Sub-Total: \$135,013.61

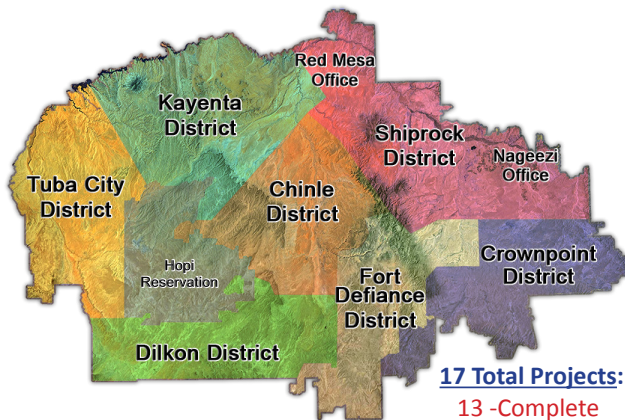
<u>location</u>	<u>customers</u>
NHA Ojo Amarillo	18
NM 15-41	
▲ NHA Shiprock	40
NM 15-48	



Engineering, Construction & Operations Division

2016 NATURAL GAS CONSTRUCTION - COMMERCIAL

Customer Funded Work On-Hand



17 Total Projects:
13 -Complete
0 -In Progress
4 -Pending

PROJECTS: As of 12/31/16
17 Projects

BUDGET: \$308,183.37

COMPLETED: 13 Projects
\$276,934.60

TARGET: 7 Projects

INITIAL BUDGET: \$229,477.23

Note: ▲ = 4 Carry-Over To 2017

CHINLE

Total Projects: 6
Sub-Total: \$218,475.32

location *customers*

Apache County 1
Reroute

Chinle..... 1
Detention Center
-Ph1-Main Line (ROW)

Chinle..... 2
Detention Center -Ph II

Chinle..... 1
Chapter Reroute

▲ Ganado Wash Bridge ... 1
ADOT

DILKON

Total Projects: 1
Sub-Total: \$13,041.30

location *customers*

Dilkon..... 1
NTUA Warehouse

KAYENTA

Total Projects: 0
Sub-Total: 0

location *customers*

TUBA CITY

Total Projects: 0
Sub-Total: 0

location *customers*

CROWNPOINT

Total Projects: 0
Sub-Total: 0

location *customers*

FORT DEFIANCE

Total Projects: 7
Sub-Total: \$49,823.59

location *customers*

NN Minerals Dept..... 1
Service Line

Tohatchi BIA..... 1
Boarding School Demo

Window Rock Airport ... 1
Reroute As-built
Pending Const. before -ROW

▲ Navajo Arts & Crafts..... 3
KTNN..... 1

SHIPROCK

Total Projects: 3
Sub-Total: \$26,843.16

location *customers*

NAPI Meter Loop..... 1
Raytheon Warehouse... 1

Dine College..... 1
Farm House

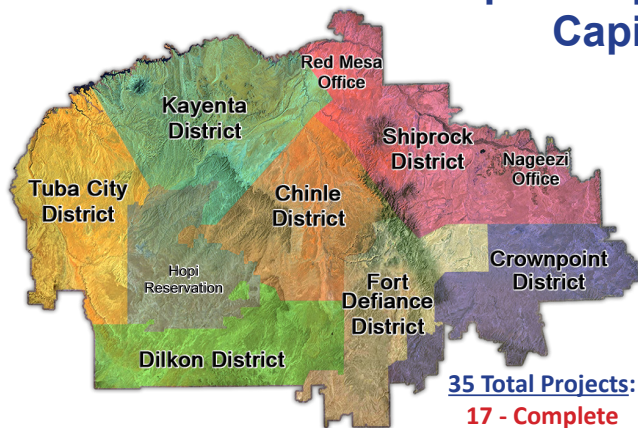


Engineering, Construction & Operations Division

2016 NATURAL GAS CONSTRUCTION

Capital Improvement Projects (CIP)

Capital Budget Funded



35 Total Projects:

17 - Complete
7 - In Progress
9 - Pending
1 - Customer Funded
1 - ROW

PROJECTS: As of 12/31/16
35 Projects

BUDGET: \$1,754,644.81

COMPLETED: 17 Projects
\$318,180.93

TARGET: 29 Projects

INITIAL BUDGET: \$1,751,587.00

Note: ▲ = 16 Carry-Over To 2017

CHINLE

Total Projects: 11
Sub-Total: \$566,307.88

<u>location</u>	<u>customers</u>
Canyon De Chelly	1
Elementary 10,000 Meter	
Chinle Detention	1
Center 10,000 Meter	
▲ N7/N27 Roundabout	1
(Customer Funded/ Unplanned to 2017)	
▲ Wash Crossing	1
Lowering 6" High Pressure	
Mesa View	1
Elementary 10,000 Meter	
▲ SCADA Many Farms	1
Reg. Station	
▲ SCADA Ganado	1
Reg. Station	
▲ Ganado South	1
Reg. Station Upgrade	
Ganado Middle Sch.	1
10,000 Meter	
Sage Hospital.....	1
▲ Sage Hospital.....	1
Housing	

CROWNPOINT

Total Projects: 3
Sub-Total: \$61,500.00

<u>location</u>	<u>customers</u>
Crownpoint HS.....	1
10,000 Meter	
Crownpoint IHS.....	1
10,000 Meter	
Crownpoint.....	1
Elementary 10,000 Meter	

FORT DEFIANCE

Total Projects: 8
Sub-Total: \$784,555.00

<u>location</u>	<u>customers</u>
▲ A-frame Replacement...	2
4" high pressure	
▲ Hunters Point to.....	1
Navajo (ROW)	
Navajo Pine HS	1
10,000 Meter	
Chuska Elementary	2
School 10,000 Meter	
▲ Tohatchi IHS	1
10,000 Meter	
Window Rock HS	1
10,000 Meter	

SHIPROCK

Total Projects: 8
Sub-Total: \$221,980.93

<u>location</u>	<u>customers</u>
▲ Shiprock IHS	1
IPT Replacement (24 cust.)	
Ayaní Neez	1
Meter Upgrade	
▲ Northern Navajo	1
Med. Center 10,000 Meters	
Eva B. Stokely	1
Elementary 10,000 Meter	
▲ Hwy 491 Laundromat ...	1
10,000 Meter	
▲ Kirk Center	1
Laundromat 10,000 Meter	
Shiprock HS	1
10,000 Meters	
Red Mesa	1
Odorant Board	

DILKON

Total Projects: 3
Sub-Total: \$117,101.00

<u>location</u>	<u>customers</u>
▲ Wash Crossing	2
Lowering 2" Intermediate Pressure	
▲ Leupp School.....	1
10,000 Meter	

KAYENTA

Total Customers: 1
Sub-Total: \$1,600.00

<u>location</u>	<u>customers</u>
Kayenta Odorant	1
Board	

TUBA CITY

Total Customers: 1
Sub-Total: \$1,600.00

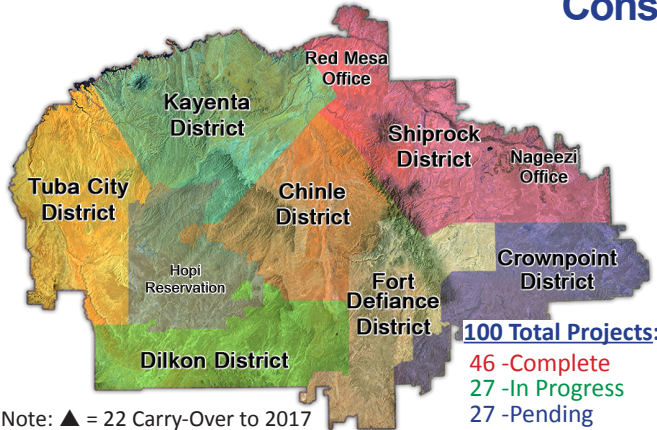
<u>location</u>	<u>customers</u>
Tuba City Odorant	1
Board	



Engineering, Construction & Operations Division

2016 WWW ENGINEERING DEPARTMENT

Construction By NTUA



Note: ▲ = 22 Carry-Over to 2017
Text = 13 Projects Cancelled

PROJECT:

100 - as of 12/31/2016

BUDGET:

\$9,818,576.94

INITIAL TARGET: 71 Projects

INITIAL BUDGET: \$9,818,576.94

CHINLE

Total Projects: 20
Sub-Total: \$12,301,029

location	projects
Chilchinbeto.....	1
▲ White Mesa 1000 GPM Booster Paq w building and elec.	
Chinle.....	7
- Telemetry System Installation	
- Sludge Removal	
- Elec./Aeration Upgrade	
- 3 ea. PRV's w/Vaults	
- 5000 5/8x3/4 AMI Res. Water Meters	
▲ 1500 GPM Fe & Mg Water Filtration Plant	
- Well #2 Well Renovation	
Cottonwood.....	1
Well #2 & Tank Control Sys. Upgrade	
Del Muerto.....	1
Booster Pump#1 PM Changeout	
Ganado.....	3
- Telemetry Sys. Insallation Upgrade	
- Electrical/Aeration Upgrade	
- Emergency Water Line Repair	
Many Farms.....	2
- NHA Liftstation Pumps, Controls SCADA & Gen	
- PRV w/Vault Replaced	
Nazlini.....	1
▲ NZ BS#1 50 GPM Booster Paq. w/ Building and Electric	
Pinon.....	2
- Telemetry System Installation	
- Electrical/Aeration Upgrade	
Rough Rock.....	2
- 40 GPM Arsenic Water Filtration Plant	
- Well #2 Moter Replaced	

DILKON

Total Projects: 7
Sub-Total: \$3,170,000

location	projects
Dilkon.....	2
▲ - Dilkon Pass 100 GPM Booster Paq w/Building and elec.	
- Warehouse Water Line	
Leupp.....	2
- Well 1 Tablet Feeder Install	
- Well House Chain Fence Replaced	
Lower Greasewood.....	2
▲ - Water Supply Improvement Proj.	
- WH 2 Fence Gate Replaced	
N71-Bird Springs.....	1
2 ea. - 8" PVC/DI WL Road Crossing	

CROWNPOINT

Total Projects: 8
Sub-Total: \$2,328,090

location	projects
Crownpoint.....	2
- 5,100 5/8x3/4 AMI Res. Water Meters	
- Dialysis W/L Extension	
Iyanbito.....	1
NHA Liftstation Pumps, Controls SCADA & Gen.	
N11-N9 to Mariano Lake..	1
1 ea. 8" PVC/DI WL Road Crossing	
Pinedale.....	2
- 5 ea. - PRV's W/ vaults	
- Lagoon	
Red Rock.....	2
- NMDOT-ST HWY 602 W.F.R.P	
▲ - Lagoon	

FORT DEFIANCE

Total Projects: 16
Sub-Total: \$2,919,459

location	projects
▲ Bonito Canyon.....	1
Replace 1500' of 10" AC 10" DI pipe (ROW/Design)	
Fort Defiance.....	3
- Gallup Booster WL Repair	
- Commerical Water Meters	
▲ - 560' of 8" DI Bridge Wash Crossing	
260' of 8" DI Pipe w/ 3 MH	
Hunter's Point.....	3
- Well #1 & Tank Control Sys. Upgrade	
- PRV w/Vault Replaced	
- And St. Michaels - 3500' of 6" PVC (ROW/Design)	
Narbona Pass.....	1
- Well #1 & Tank Control Sys. Upgrade	
Navajo.....	3
▲ - Lagoon Upgrade	
- Buell Park 100 hp Well 1&2 Upgrade w/ electrical	
- Navajo West "J" Tank Storage repair	
Rock Springs.....	1
- Well #2	
Sanders.....	1
- 2" WM Sanders Park Estates Tie In	
Window Rock.....	3
▲ - Lagoon Upgrade	
- NN Supreme Court	
- NN Telecom Sewerline	

RED MESA

Total Projects: 4
Sub-Total: \$3,472,500

location	projects
▲ Aneth Water Supply Improvement ..	1
▲ Aneth/Montezuma.....	1
Red Mesa 11,000' 4" PVC	
▲ Montezuma Creek.....	1
Water Supply Improvement	
Red Mesa.....	1
6" WL Repair	

KAYENTA

Total Projects: 10
Sub-Total: \$1,216,850

location	projects
Cane Valley.....	1
- Treatment Plant Plumbing	
HilChita.....	1
▲ New Well & treatment Connection	
Kayenta.....	3
- Telemetry System Installation	
- Electrical/ Aeration Upgrade	
- WW Plant Chloring Replace	
Mexican Hat.....	3
- Replace Mexican Hat WTP Roof	
▲ - Well Pump/moter installation	
▲ - Halchita Tank Water Haul	
Shonto.....	2
▲ - Well House Replacement w/New Pitless Well	
- Shoto Jct. Altitude Valve Tank 2 & 3 Replacement	

SHIPROCK

Total Projects: 12
Sub-Total: \$2,037,876

location	projects
Cudei.....	1
Bore 200' of 6" PVC	
Gallup.....	1
Tank Booster Station 100' of 6" PVC pipe & 2 new 6" gate valve	
N101 Ojo Amarillo.....	1
1 ea. 8" PVC/DI WL Road Crossing	
Sanostee South.....	1
Replace 350' of 6" PVC	
Shiprock.....	8
▲ - Gallup Tank Booster Station	
- SR WWTP: interm design & Upgrade	

- Farm A: Replace 1000' of 2" PVC
- Indian Village: Replace 300' of 1" PE with 1 Service
- Lybrook Well Moter Replacement
- NHA N. Side: 500' of 2" PVC with 3 services (ROW/Design)
- ▲ - WWTP Liftstation Pumps, Controls . SCADA & Gen.
- ▲ - Commerical Water Meters

TUBA CITY

Total Projects: 10
Sub-Total: \$1,889,551

location	projects
Coalmine Mesa.....	1
Well #1 & Tank Control Sys. Upgrade	
Coppermine.....	1
Replace 3000' of 6" PVC	
Gap Ceder Rigde.....	1
5 ea. - 10"x6"x8" PRV Covers	
Hard Rock.....	1
1ea -1/4 soleniod valve Well #6	
Tuba City.....	6
- Telemetry Sys. Installation	
- Electrical/Aeration Upgrade	
- 2 ea 1/4 soleniod valve Well #3 & 4	
- Well #1, 4 & 5 Control Sys. Upgrade	
- 2650 AMI Residential Water Meter	
▲ - 400' of 18" DI Bridge Wash Crossing	

NAVAJO NATION WIDE

Total Projects: 13
Sub-Total: \$4,085,000

location	projects
Navajo Nation Wide....	13
- New Customer - NTUA Contribution	
- Replace 50 Existing Well meters w/ New SCADA/AMI meters	
- Major replacements of water sys. components	
- RTD Installations	
- Storm Damage replacement Water	
- Storm Damage replacement WW	
- New/ Existing Residential water meters- BLANKET	
- Replacement of various types of pump/motors	
- 10 Well renovations	
- 10 storage Tank Renovations	
- Misc. replacement of wastewater sys.	
- Replacement of various types of pump/motors	
- NECA District Wide W/L Repair	

Navajo Tribal Utility Authority
An Enterprise of the Navajo Nation

2017
Financials



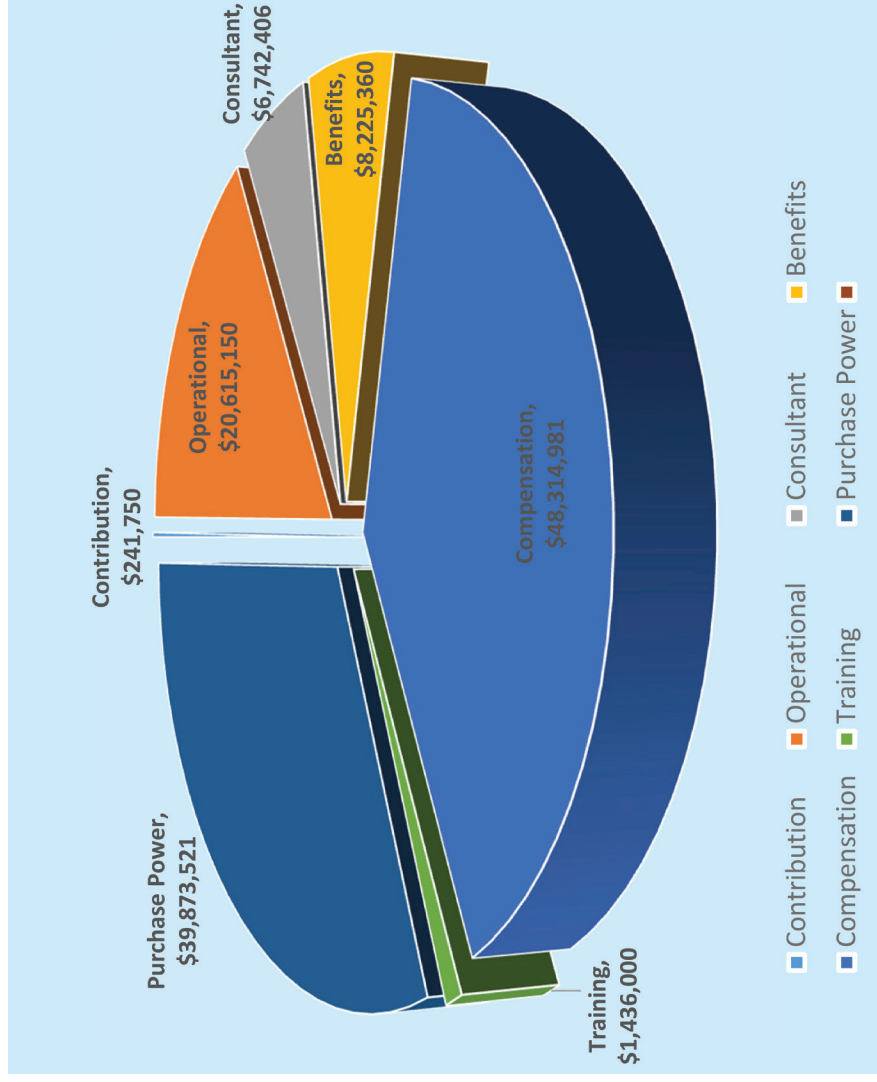
2017 Financial Forecast

	Electric	Gas	Water	Wastewater	Photovoltaic	Total
Operating Revenues						
Operating revenues	\$ 77,370,114	10,840,676	18,680,163	4,337,407	200,689	\$ 111,429,049
Communication revenues	8,870,381					8,870,381
Other revenue adjustments	594,262				1,222,400	1,816,662
Utah Revenue	1,000,000					1,000,000
Total operating revenues, net	87,834,757	10,840,676	18,680,163	4,337,407	1,423,089	123,116,092
Operating Expenses						
Electricity, gas, and water purchased for resale	33,516,671	5,205,879	1,150,972			39,873,522
Operation and maintenance	13,742,729	1,948,164	6,266,275	1,792,236	198,400	23,947,804
Customer accounts and sales	2,362,165	334,860	1,077,077	308,058	34,102	4,116,262
Administrative and general	12,059,946	1,709,614	5,498,976	1,572,779	174,106	21,015,421
Depreciation and amortization	14,977,999	970,451	4,250,694	1,881,650	504,487	22,585,281
Total operating expenses	76,659,510	10,168,968	18,243,994	5,554,723	911,095	111,538,290
Operating Income (Loss)	11,175,247	671,708	436,169	(1,217,316)	511,994	11,577,802
Nonoperating Revenues (Expenses)						
Allowance for funds used during construction	50,000					50,000
Investment and interest income	2,180,188	66,920	817,637	706,424	676	3,771,845
Interest expense	(2,194,182)	(132,009)	(864,939)	(392,580)	(11,259)	(3,594,969)
Other	(505,639)	(53,606)	(93,083)	(148,590)	(19,153)	(820,071)
Total nonoperating revenues (expenses)	(469,633)	(118,695)	(140,385)	165,254	(29,736)	(593,195)
Change in Net Assets	\$ 10,705,614	\$ 553,013	\$ 295,784	\$ (1,052,062)	\$ 482,258	\$ 10,984,607

2017 Financial Forecast

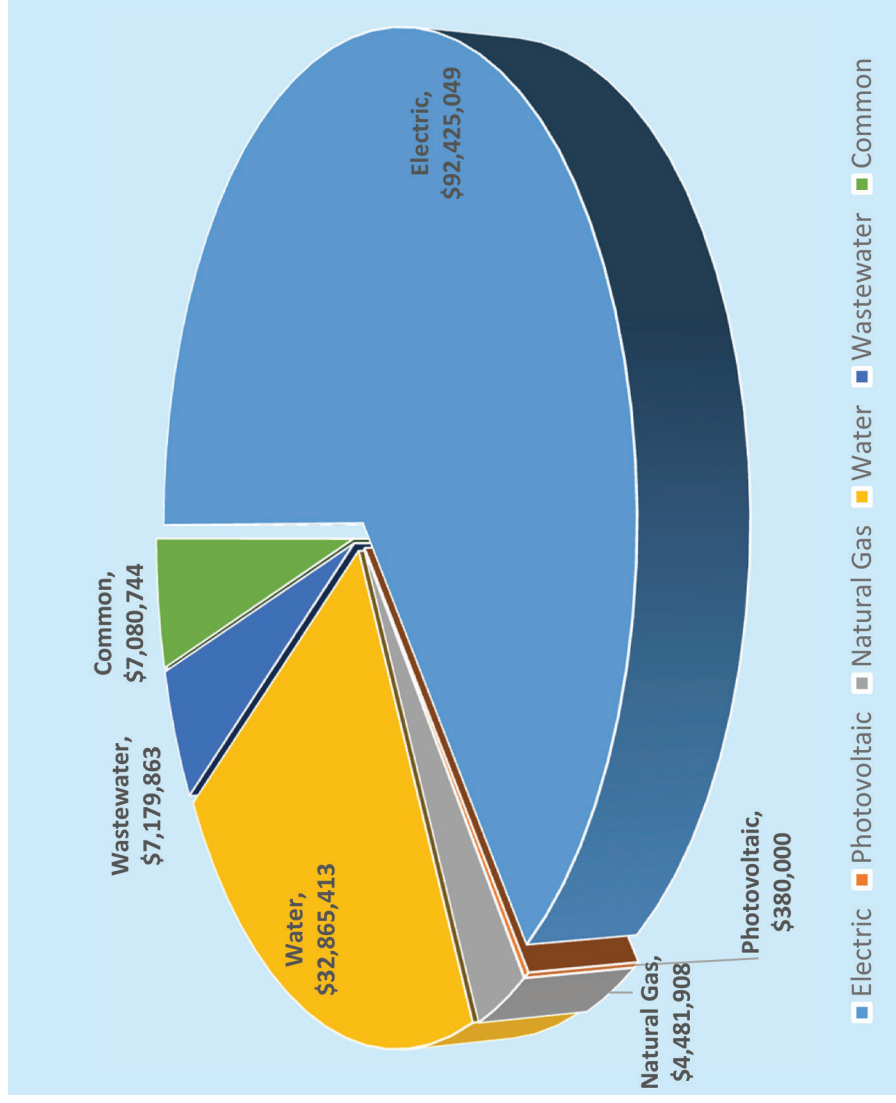
	Electric	Gas	Water	Wastewater	Photovoltaic	Total
Available Funds						
Add: Change in Net Assets	\$ 10,705,614	\$ 553,013	\$ 295,784	\$ (1,052,062)	\$ 482,258	\$ 10,984,607
Add: Depreciation Expense	14,977,999	970,451	4,250,694	1,881,650	504,487	22,585,281
Add: Principal Payments from Notes	823,135	18,823	298,437	262,371		1,402,766
Less: Principal Payments to Long Term Debt	(7,992,147)	(364,816)	(4,121,085)	(669,399)	(14,340)	(13,161,787)
Total Available Funds	18,514,601	1,177,471	723,830	422,560	972,405	21,810,867
Available Financing & Contributions						
RUS Financing	50,265,809					50,265,809
Great Western Bank Financing (HQ)	6,450,898					6,450,898
SIHASIN Funding			16,665,750	3,950,000		20,615,750
CFC Bridge Loan (Kayenta Solar 27.5MW)	20,000,000					20,000,000
USDA			8,400,000			8,400,000
Utility Specific Contributions	12,544,036	2,300,000	2,622,200			17,466,236
Total Financing & Contributions	89,260,743	2,300,000	27,687,950	3,950,000	-	123,198,693
Total Funds Available for Capital Budget	107,775,344	3,477,471	28,411,780	4,372,560	972,405	145,009,560
Total Capital Budget						
Utility Capital Budget	92,425,049	4,481,908	32,865,413	7,179,863	380,000	137,332,233
Common Budget	3,612,770	625,318	2,529,998	312,659		7,080,745
Total Capital Budget	96,037,819	5,107,226	35,395,411	7,492,522	380,000	144,412,978
Net Balance (Additional Funding Needed)	\$ 11,737,525	\$ (1,629,755)	\$ (6,983,631)	\$ (3,119,962)	\$ 592,405	\$ 596,582

2017 Approved O&M Budget



Contribution	\$ 241,750
Operational	\$ 20,615,150
Consultant	\$ 6,742,406
Benefits	\$ 8,225,360
Compensation	\$ 48,314,981
Training	\$ 1,436,000
Purchase Power	\$ 39,873,521
Total O&M Budget	\$125,449,168

2017 Approved Capital Budget



Electric	\$ 92,425,049
Photovoltaic	\$ 380,000
Natural Gas	\$ 4,481,908
Water	\$ 32,865,413
Wastewater	\$ 7,179,863
Common	\$ 7,080,744
Total Capital Budget	\$144,412,978

NAVAJO TRIBAL UTILITY AUTHORITY

An Enterprise of the Navajo Nation

www.ntua.com • 928-729-5721 • 1-800-528-5011



HEADQUARTERS

P.O. Box 170, Fort Defiance, Arizona 86504

Telephone Number: 928-729-5721

Toll Free: 1-800-528-5011

Fax Number: 928-729-2135

Web Site: www.ntua.com

- General Manager..... Walter W. Haase, P.E.
- General Manager - Choice NTUA Wireless..... Clyde Casciato
- Deputy General Manager..... Rex Kontz
- Deputy General Manager-EISD..... Srinivasa Venigalla
- Chief Financial Officer..... Thomas Nelson
- Deputy Chief Financial Officer..... Gerard Curley
- Communication System Manager..... Neil Broyles
- Electric Systems Director..... Lester Lee
- Electric Operations Manager..... Wally Chief
- Government and Public Affairs Manager..... Deenise Becenti
- Human Resources Manager..... Paul Bemore
- IT Manager..... Savoy Yazzie
- Transportation & Equipment Manager..... Bryno Shirley

Chinle District

P.O. Box 549, Chinle, Arizona 86503

- District Manager.....Rubianne Dugi
- Office Supervisor.....Ruby Charley
- Field Superintendent.....Alfred Dugi
- Customer Service Supervisor.....Janice Harvey

Crownpoint District

P.O. Box 1825, Crownpoint, New Mexico 87313

- District Manager (Acting)..... Paula Hoylan
- Office Supervisor.....Andrea Nez
- Field Superintendent.....Vacant
- Customer Service Supervisor.....Shelley Biakaidy



Progress Since
1959
www.ntua.com

Dilkon District

HC 63 Box D, Winslow, Arizona 86047

- District Manager.....Johathan Curley
- Office Supervisor.....Annelita Spencer
- Field Superintendent.....Gary Monroe
- Customer Service Supervisor.....Isabelle Lang

Fort Defiance District

P.O. Box 587, Fort Defiance, Arizona 86504

- District Manager.....Paula Holyan
- Office Supervisor.....Lucy Cayatineto
- Field Superintendent.....Wendell Damon
- Customer Service Supervisor.....Cecelia Largo-Nez

Kayenta District

P.O. Box 37, Kayenta, Arizona 86033

- District Manager.....Vircyntia Charley
- Office Supervisor.....Renee Sands
- Field Superintendent.....Ronald Begay
- Customer Service Supervisor.....Marcella Black

Shiprock District

P.O. Box 1749, Shiprock, New Mexico 87420

- District Manager.....Wilfred Franklin, Jr.
- Office Supervisor.....Louise Benallie
- Field Superintendent.....Herbert Beyale, Jr.
- Customer Service Supervisor.....Patricia Watchman
- Sub-Office Locations.....Red Mesa, AZ
and Nageezi, NM

Red Mesa Sub-Office

P.O. Box 1749, Shiprock, New Mexico 87420

- Red Mesa Sub-Office Manager.....Dale Luna

Tuba City District

P.O. Box 398, Tuba City, Arizona 86045

- District Manager.....Denise Tufono
- Office Supervisor (Acting).....Alicia Richards
- Field Superintendent.....Chester Whiterock, Sr.
- Customer Service Supervisor.....Vincent Shirley, Jr.

Navajo Tribal Utility Authority

2017



January The Thawing of Snow
Yasniitsee

Sunday	Monday	Tuesday	Wednesday	Thursday	Friday	Saturday
1 New Year's Day	2 NTUA OFFICES CLOSED	3	4	5	6	7
8	9	10	11	12	13	14
15	16 Martin Luther King, Jr. Day	17	18	19	20	21
22	23	24	25	26	27	28
29	30	31				

February Birth of Eaglets
Atsábiyáázh

Sunday	Monday	Tuesday	Wednesday	Thursday	Friday	Saturday
			1	2	3	4
5	6	7	8	9 Groundhog Day	10	11
12	13	14	15	16	17	18
19 Lincoln's Birthday	20	21 Valentine's Day	22	23	24	25
26	27	28				

March First Cry of Eaglets
Wóózhchíí

Sunday	Monday	Tuesday	Wednesday	Thursday	Friday	Saturday
			1	2	3	4
5	6	7	8	9	10	11
12	13	14	15	16	17	18
19	20	21	22	23	24	25
26	27	28	29	30	31	

April Growth of Early Plant Life
Táachil

Sunday	Monday	Tuesday	Wednesday	Thursday	Friday	Saturday
						1
2	3	4	5	6	7	8
9	10	11	12	13	14	15
16	17	18	19	20	21	22
23 Easter	24 NTUA OFFICES OPEN	25 Tax Day	26	27	28	29

May Big Leaves
Táátsóh

Sunday	Monday	Tuesday	Wednesday	Thursday	Friday	Saturday
	1	2	3	4	5	6
7	8	9	10	11 National Day of Prayer	12	13
14	15	16	17	18	19	20
21 Mother's Day	22	23	24	25	26	27
28	29	30	31			

June Planting of Early Crops
Yáishjáashchilí

Sunday	Monday	Tuesday	Wednesday	Thursday	Friday	Saturday
				1 NTUA OFFICES CLOSED	2	3
4	5	6	7	8	9	10
11	12	13	14	15	16	17
18	19	20	21	22	23	24
25	26	27	28	29	30	

July Planting of Late Crops
Yáishjáástsoh

Sunday	Monday	Tuesday	Wednesday	Thursday	Friday	Saturday
						1
2	3	4	5	6	7	8
9	10	11	12	13	14	15
16	17	18	19	20	21	22
23	24	25	26	27	28	29

August Ripening of Early Crops
Biníantáatsózi

Sunday	Monday	Tuesday	Wednesday	Thursday	Friday	Saturday
		1	2	3	4	5
6	7	8	9	10	11	12
13	14	15	16	17	18	19
20	21	22	23	24	25	26
27	28	29	30	31		

September Ripening of Late Crops
Biníantáatsóh

Sunday	Monday	Tuesday	Wednesday	Thursday	Friday	Saturday
					1	2
3	4	5	6	7	8	9
10	11	12	13	14	15	16
17	18	19	20	21	22	23
24	25	26	27	28	29	30

October Separation of Seasons
Ghąąjį

Sunday	Monday	Tuesday	Wednesday	Thursday	Friday	Saturday
1	2	3	4	5	6	7
8	9	10	11	12	13	14
15	16	17	18	19	20	21
22	23	24	25	26	27	28
29	30	31				

November Small Winds
Níłchitsósi

Sunday	Monday	Tuesday	Wednesday	Thursday	Friday	Saturday
				1	2	3
4	5	6	7	8	9	10
11	12	13	14	15	16	17
18	19	20	21	22	23	24
25	26	27	28	29	30	

December Big Winds
Níłchitsóh

Sunday	Monday	Tuesday	Wednesday	Thursday	Friday	Saturday
					1	2
3	4	5	6	7	8	9
10	11	12	13	14	15	16
17	18	19	20	21	22	23
24	25	26	27	28	29	30

Chinle
P.O. Box 549
Chinle, AZ 86503

Crownpoint
P.O. Box 1825
Crownpoint, NM 87313

Dilkon
HC 63 Box D
Winslow, AZ 86047

Fort Defiance
P.O. Box 587
Ft. Defiance, AZ 86504

Kayenta
P.O. Box 37
Kayenta, AZ 86033

Shiprock
P.O. Box 1749
Shiprock, NM 87420

Red Mesa & Nageezi
P.O. Box 1749
Shiprock, NM 87420

Tuba City
P.O. Box 398
Tuba City, AZ 86045

P.O. Box 170, Fort Defiance, Arizona 86504

1-928-729-5721 • 1-800-528-5011 • www.ntua.com



Electric Natural Gas Water Waste Water Renewable Energy Communications





Navajo Tribal Utility Authority
An Enterprise of the Navajo Nation

www.ntua.com