

# Navajo Tribal Utility Authority

An Enterprise of the Navajo Nation

## 2018 Progress Report



### **Utilities:**

Communications, Electric, Natural Gas,  
Renewable Energy, Water, and Wastewater

### **Region Served:**

Northern Arizona, Northwestern New Mexico and Southeastern Utah

### **Service Area:**

27,000 Square Miles



## Moving Forward Honoring the 1959 Leadership Vision

Greetings and Ya'a'teeh to the Honorable Members of the Distinguished 24th Navajo Nation Council. I congratulate you for your successful elections and commend each of you for your decision to be a leader for the Navajo people. I wish you well with your leadership endeavors.

In 1959 the Navajo Tribal Utility Authority was established as a tribal enterprise by Navajo leaders because the utility needs of the Navajo people were not being met by utilities operating on the Navajo Nation. Therefore, they created NTUA – 100 percent Navajo-owned and operated utility company.

Each year we work to honor the 1959 legislation that created NTUA. Each day we work to improve the multi-utility services that serve the Navajo people.

I've been here at NTUA for 11 years. I assure you as General Manager that NTUA is operating on a solid foundation and the revenue we generate remains on the Navajo Nation to strengthen and extend our vast infrastructure. We were created for a purpose and I intend to make sure that we fulfill the mission we were founded upon six decades ago.


This Progress Report is our year-end report that highlights our 2018 achievements. I am very pleased to report that it was another year of substantial progress.

We are very proud of our major accomplishments, including expanding the Kayenta Solar Project, advancing the Chapter House Pilot Project, enhancing our broadband network, establishing a partnership with the Navajo Nation for improved internet, and increasing our higher education scholarship awards.

Our achievements also demonstrate that as a Navajo enterprise we continue to meet and exceed expectations; therefore, we consider our accomplishments as the Navajo Nation's success.

As we celebrate our 60th Anniversary this year we will dedicate ourselves to continue to move NTUA forward towards another year of progress. We look forward to working closely with you on projects that will benefit the Navajo people.

Sincerely,



Walter W. Haase, P.E.  
General Manager  
Navajo Tribal Utility Authority







**T**he Navajo Tribal Utility Authority (NTUA) was created on January 22, 1959 to develop the utility infrastructure on the Navajo Nation. Since then NTUA has grown into a self-sustaining, non-profit, successful tribally-owned enterprise, delivering communication services, electricity, natural gas, renewable energy, waste water services, and water throughout a 27,000 square mile service territory. Following the values of teamwork and respect, NTUA employees are dedicated to extend and provide multi-utility services across northern Arizona, northwestern New Mexico and southeastern Utah. In Navajo, the phrase “Niandeiilnish” means “We work for You”. To uphold that principle, NTUA works for the Navajo People. That’s been our commitment since 1959.

## NTUA Vision

Enhancing our customers’ lives through excellent utility services

## NTUA Mission


To provide safe, reliable, and affordable utility services that exceed our customers’ expectations

# Kayenta Solar Facility expands in 2018



**I**n June 2017, the Navajo Tribal Utility Authority and its subsidiary NGI-Kayenta, Inc., made history, introducing the first-ever utility scale renewable energy farm on the Navajo Nation. In 2018 a decision was made to expand the facility, increasing its output capacity, reviving jobs, and boosting the Navajo economy. Groundbreaking festivities were held in August 2018; a job fair was held in November 2018; and early construction work began in December 2018. At the one-day job fair 585 individuals showed up to submit an application of which 160 had worked on Kayenta I (phase one).

We anticipate Kayenta II (phase two) will repeat Kayenta I success, such as multi-million construction tax payments to the Navajo Nation and generating an estimated \$15 million in economic activity to the region. The facility is set to be completed by June 2019. All the Electricity generated by the facility remains and will remain on Navajo, feeding two NTUA substations and distributing to communities served by NTUA. This wholly owned Navajo project, demonstrates that the Navajo Nation is ready for large scale renewable energy production.



*HGTV Property Brothers Co-Host Jonathan Scott joined the KY II Solar Project groundbreaking.*



*The Kayenta Solar Project was recognized as one of the TOP 10 Solar facilities in the U.S. by the Smart Electric Power Alliance.*



## Cameron Community votes for Solar

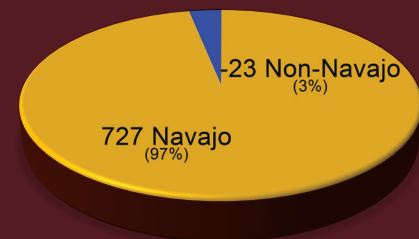
The biggest challenge to develop solar facility projects is finding available land on the Navajo Nation. NTUA has met with several communities interested in the possibility; however, when the topic turned to land, the prospects became

more challenging. Fortunately, the Cameron community understood the benefits of a large scale solar project, especially in the area of employment. After three months of consideration, Chapter members approved the resolution and paved the way

for a large scale solar facility. When complete, it will be larger than the Kayenta Solar Project. The resolution approves land use for up to 5,000 acres. The project is now in the environmental surveys and rights of way process.

## NTUA promotes Navajo Preference in Employment; Employee Numbers as of December 2018

750 total NTUA Employees with 97% Navajo and 3% Non-Navajo



## NTUA Scholarships: Opportunities for Higher Education

Each year, NTUA awards scholarships and internships to Navajo students pursuing higher education in studies related to the multi-service utility industry. In 2018, NTUA awarded \$154,500 in college scholarships awarded to 73 students for the 2018-2019 academic year. The awardees primarily attended state universities in Arizona, New Mexico, Utah, and Colorado, including Navajo Technical University and Dine' College. The standard award is \$2,000 distributed over two semesters, while the enhanced award is \$2,500 and includes a paid summer internship with NTUA. All 73 students are enrolled in Bachelor's

Degree programs -- including engineering, information technology, finance/accounting, environmental science; business administration and management. Over an 11-year period, NTUA has awarded 702 scholarships totaling \$1,102,950. In 2018 NTUA employed 22 student interns and placed them

at job sites throughout the company. The interns represented academic fields such as Architecture, Engineering (Biomedical, Civil, Electrical, Technology, Environmental, General and Mechanical), Business Administration, Computer Information Systems, Entrepreneurship, and Environmental Science.

### NTUA Scholarship Awards

**2018 \$154,500 - 73 students**

<b>2008</b>	\$7,500 for 15 Students	<b>2013</b>	\$80,000 for 46 Students
<b>2009</b>	\$74,500 for 70 Students	<b>2014</b>	\$67,750 for 43 Students
<b>2010</b>	\$118,500 for 81 Students	<b>2015</b>	\$110,450,500 for 82 Students
<b>2011</b>	\$89,250 for 80 Students	<b>2016</b>	\$143,500 for 83 Students
<b>2012</b>	\$87,750 for 55 Students	<b>2017</b>	\$139,250 for 74 Students

**Total Scholarship Award 2008-2018: 702 students =\$1,072.950**

**Total Internships 2008-2018 = Summer Employment for 72 students**

**11 Year NTUA Investment with Scholarships/Internships 2008-2018:  
Total: \$344,244.20**



## NTUA helps build and support the Navajo Nation by Paying Taxes

The NTUA objectives are to help improve the health and welfare of the residents of the Navajo Nation and to promote employment opportunities on the Navajo Nation. As a non-profit tribal enterprise, NTUA adheres to the Navajo Procurement/Purchasing Preference which cultivates a positive economic impact to the Navajo Nation. As an example, NTUA mandates that material and equipment be delivered to locations on the Navajo Nation so that the applicable Navajo Nation Sales Tax is paid on material and equipment. NTUA submits payment for Navajo Nation taxes every quarter based on revenues which are generated on the Navajo Nation – thus 5% Navajo Nation Tax or the applicable Certified Chapter/

Township tax rate is paid to the Navajo Nation. The Table shows how much NTUA paid in Navajo Nation taxes for utility consumption and ongoing business operation.

Period	Tax Payments to Navajo Nation	Date paid to Navajo Nation General Fund	Totals for Tax Year
4Q 2018	\$1,800,000	Estimated Jan 19	\$6,898,340
3Q 2018	\$1,857,382	10/18/2018	
2Q 2018	\$1,476,707	7/24/2018	
1Q 2018	\$1,764,251	4/3/2018	
4Q 2017	\$1,595,377	1/31/2018	\$5,872,388
3Q 2017	\$1,552,052	10/23/2017	
2Q 2017	\$1,385,723	7/28/2017	
1Q 2017	\$1,339,237	4/11/2017	
4Q 2016	\$1,189,764	1/24/2017	\$5,552,461
3Q 2016	\$1,439,324	10/24/2016	
2Q 2016	\$1,396,362	7/7/18/2016	
1Q 2016	\$1,527,012	5/4/2016	

## Shiprock Water/Wastewater Treatment Plant to receive over \$20 million

NTUA received great news at the end of 2018. A project that's been on the planning board for years got a major boost. New Mexico U.S. Senators Tom Udall and Martin Heinrich announced \$35.4 million in funding from the U.S. Department of Agriculture (USDA) Rural Development to build and improve rural water and wastewater systems in New Mexico. The Shiprock Water Treatment plant made the list. The project will receive \$20,795,000 in loans and \$5,250,315 in grants to build a new wastewater delivery and treatment plant which is expected to serve more than 6,000 residents.

The Shiprock Wastewater Treatment Plant was built in 1959 and had exceeded its life expectancy of 60 years. The new facility will improve public health and allow future development with the Navajo Gallup Water Line Project which is proposed to run through Shiprock. The facility will also improve environmental health, the facility maintains a high level of efficiency which will provide clean discharge into the San Juan River. The grant awards were funded through the USDA's Water and Waste Disposal Loan and Grant program, and will help ensure clean water for Tribal lands, and rural communities with 10,000 or fewer residents in New Mexico.

## Reaching out to meet with Customers



Throughout 2018, NTUA District representatives met with communities to provide updates on utility projects and to improve our relationship with our customers. The Chapter Community Outreach presentations also encouraged questions and provided answers. The districts have a rotating 3-4 year schedule and were able to visit 88 of the 110 Navajo Nation chapters. Overall, NTUA attended 122 meetings in 2018.



## NTUA works with NN Division of General Services to improve Internet Service for Tribal offices

**N**TUA and the Navajo Nation Division of General Services formed a partnership to significantly improve the internet/broadband services for tribal offices throughout the Navajo Nation. The agreement will improve the primary problem Navajo Nation offices experience - the lack of broadband bandwidth and its transport. The aim was to take advantage of what is readily available – in this case – direct access to the vast fiber optic broadband network built and operated by NTUA. This is why NTUA invested into building the fiber optic network in 2013.

We knew that a broadband network would be needed to meet the growing technology needs of the Navajo Nation. This agreement is two-fold; providing better internet service and saving the NN money. The agreement will allow the Navajo Nation Department of Information Technology (NNDIT) services to unite governmental offices across the Nation through technology because there will be enough bandwidth to offer additional internet, Video conferencing services, and VOIP (low-cost telephone services over internet). Under the new agreement, the Navajo Nation

Division of General Services will purchase bulk broadband from NTUA, allowing internal government offices to upgrade internet services, including public safety, fire department and chapter houses. This NTUA's first major broadband agreement with the Navajo Nation.

### Communications Expansion

#### Fiber and Microwave tower network for Apache County Schools

**S**triving to build a better quality of life for the Navajo people, NTUA and our cellular communications sister Choice NTUA Wireless are working together to build quality broadband (Internet Access and Ethernet) access to communication services for Navajo Nation Schools, Government offices,

Hospitals, E911 Emergency Services and Enterprises on the Nation. In 2018, NTUA and NTUAW began construction on an internet/fiber line build for the Apache County School District, starting from Red Mesa to Cove/Red Valley to Round Rock and ending at Sanders. This project will inter-connect this school district to help educators teach our children. In addition, we will continue to plan, design and seek creative opportunities to bring connective to rural underserved and unserved areas of our region.

### Advancing Communications on Navajo Nation

#### Microwave Links and Towers

- 150 Microwave links
- 61 towers, 21 monopoles
- 38 Newer Towers (plus 27 Existing)
- 43 Sites of 4G LTE Technology

#### Fiber Infrastructure

- 800 Miles of Fiber Optic Backbone
- 60 Miles of Lateral Fiber
- Connection to the world wide web at Albuquerque, NM, and Phoenix, AZ

#### Technology Services

- Direct Internet Access (DIA)
- Transport (L2) – Network Connections
- Data Center Services

#### NTUA & NTUAW Towers built in 2018

- |             |                |
|-------------|----------------|
| • Shonto    | • Sheepsprings |
| • Leupp     | • Crystal      |
| • Steamboat | • Sweetwater   |

\*\* 112th Site- doubles number Since 2014



## Electric Crews connect over 5,000 homes since 2008

In 2018 NTUA electric construction crews throughout the service territory connected 335 families to the electric grid. It was a slight decrease from 2017 where 409 additional families were added to the electric grid. The number of projects each year depends on funding. Since 2008, NTUA electric crews have connected 5,213 homes

to the electric grid. On the average that's about 521 homes per year. Some years had as many as 782 homes connected while other years there were only 256 homes. Each project carries with a funding formula – which may include Navajo chapter funds, the

Navajo Nation, and State or Federal agencies. NTUA also contributes \$1,500 to connect each home. Since 2008, the non-profit tribal enterprise put \$7,819,500 of its own funds to connect over 5,000 homes. Today there are about 15,000 Navajo homes w/o electricity.

	2018	2017	2016	2015	2014	2013
No. of Families Served	335	409	322	256	308	407
Total Distance (miles)	45.95	102.61	60.47	73.69	85.53	80.14
NTUA Contribution	\$ 502,500.00	\$ 613,500.00	\$ 483,000.00	\$ 384,000.00	\$ 462,000.00	\$ 610,500.00

	2012	2011	2010	2009	2008	Total
No. of Families Served	509	782	748	677	460	5,213
Total Distance (miles)	121.17	205.44	30.53	108.25	107.64	1,021
NTUA Contribution	\$ 763,500.00	\$ 1,173,000.00	\$ 1,122,000.00	\$ 1,015,500.00	\$ 690,000.00	\$7,817,500.00

## NTUA and NTUAW Complete Internet Pilot Project with Microsoft and NTU as Partners

In early 2018, NTUA implemented a multi-agency Pilot Project at five Navajo Nation Chapter Houses to establish and demonstrate the many benefits of broadband connectivity. A Pilot Project evolved into a multiple partner project that included NTUA, Choice NTUA Wireless (NTU-AW), Navajo Technical University (NTU), and Microsoft. By the end of 2018 Kinlichee, Fort Defiance, Chinle, Mexican Water, and Shiprock chapter houses received free computer training and free internet. The primary purpose of the pilot project was to help chapters better understand and witness the many potential benefits of broadband connectivity, including giving community members free ac-

cess to the internet in a safe environment. The Pilot Project began with NTUA covering the expense for installation, and Choice NTUA Wireless providing the Internet access. The project then expanded gaining support from Microsoft and Navajo Technical University. Microsoft supported the community broadband concept and donated \$100,000 for computer equipment for the five chapters and provided basic computer training for community residents. NTU agreed to assist with further develop computer training and technical support by working closely with the chapter administrations. The project will also serve as a foundation to strengthen the educational background of NTU computer

technology students.

This project is an example of NTUA's and NTUA Wireless' commitment to expand the network to reach underserved and unserved areas of the Nation and working with local communities to educate, understand and utilize broadband is the goal, and to stimulate competition to improve services, including seeking partnerships with outside companies and corporations. The success of the pilot project has provided NTUA with information as to how communities are familiar with, utilize, and plan for Internet access, thereby establishing a plan to propose an internet broadband extension to 55 chapters with the help of the Navajo Nation.



## Choice NTUA Wireless multiplies Internet connections

**C**hoice NTUA Wireless (NTUAW) was established in 2013 to provide and improve mobile and internet connections for the region. A new wireless company created another “choice” in the telecommunications network and forced competitors to upgrade services sold to the Navajo people. It worked. Today the Navajo Nation has a “choice” in wireless communications providers. Something more positive happened in

2018. NTUAW offered a new internet service called SPLASH – which was a substantial improvement over what was available. Word of mouth has increased the numbers. Satisfied customers shared their SPLASH experience. Businesses included. NTUAW witnessed an increase in business customers which helped businesses expand business opportunities. high schools.

## High School Sportsmanship Awards

**T**he objective of the NTUA Sportsmanship Award is to support education and to promote sportsmanship. We encourage student athletes to be role models on and off the court, equally balancing academics and athletics. Selections are based on teacher/coach nominations. Students must maintain a high grade point average and demonstrate integrity in their schools and communities. The awards are

presented at regional and district playoffs before thousands of Navajo Nation basketball fans. NTUA districts continue to spell out the meaning of Sportsmanship by honoring regional athletes during the district and regional basketball playoffs. In 2017, NTUA and Choice NTUA Wireless presented certificates and sports bags to 95 students attending regional high schools.

## NTUA Lineman Team proudly represents Navajo Nation at National Event

**N**TUA sent a team of electric linemen to a lineman rodeo Lineman Rodeo competition in Lawrenceburg, Indiana in the fall of 2018. There were 27 teams represented by 176 electric linemen. Most of the teams were from the east coast, with three teams west of the Mississippi – two teams from California and one team from the Navajo Nation. The NTUA team, which had been invited, demonstrated skill and knowledge to place in three events.

Our team earned 2nd place in hurt man rescue, 2nd place in cross-arm change out, and 1st place energized dead-end bell change out. It's the first time the NTUA team outperformed and brought home top honors.





# NTUA & Choice NTUA Wireless host and participate in various 2018 events





# Navajo Tribal Utility Authority

An Enterprise of the Navajo Nation

## 2019 Financials





## 2019 Financial Forecast

	Electric	Gas	Water	Wastewater	Photovoltaic	Total
Operating Revenues						
Operating revenues	\$ 88,635,665	13,417,233	21,575,601	4,872,695	190,000	\$ 128,691,194
Communication revenues	11,084,141	-	-	-	-	11,084,141
Other revenue adjustments	974,145	-	-	-	-	974,145
Solar Revenue	8,250,400	-	-	-	-	8,250,400
<b>Total Operating Revenues (net)</b>	<b>108,944,351</b>	<b>13,417,233</b>	<b>21,575,601</b>	<b>4,872,695</b>	<b>190,000</b>	<b>148,999,880</b>
Operating Expenses						
Electricity, gas, and water purchased for resale	52,860,007	6,313,035	1,097,246	-	-	60,270,289
Operation and maintenance	15,112,435	2,339,324	7,301,005	2,169,354	461,079	27,383,196
Customer accounts and sales	1,888,734	292,366	912,471	271,123	57,625	3,422,319
Administrative and general	13,813,446	2,138,247	6,673,447	1,982,887	421,447	25,029,474
Depreciation and amortization	19,697,090	1,292,875	3,903,780	1,562,753	535,631	26,992,129
Total operating expenses	103,371,712	12,375,847	19,887,950	5,986,117	1,475,782	143,097,407
<b>Operating Income (Loss)</b>	<b>5,572,639</b>	<b>1,041,386</b>	<b>1,687,650</b>	<b>(1,113,422)</b>	<b>(1,285,781)</b>	<b>5,902,472</b>
Non-operating Revenues (Expenses)						
Allowance for funds used during construction	200,000	-	-	-	-	200,000
Investment and interest income	4,589,362	64,438	922,350	770,363	-	6,346,513
Interest expense	(6,061,831)	(91,032)	(835,199)	(1,077,666)	(8,632)	(8,074,360)
Other	(272,462)	(44,679)	(231,038)	(159,691)	(12,841)	(720,711)
<b>Total Non-operating Revenues (expenses)</b>	<b>(1,544,931)</b>	<b>(71,274)</b>	<b>(143,887)</b>	<b>(466,994)</b>	<b>(21,474)</b>	<b>(2,248,558)</b>
<b>Change in Net Assets</b>	<b>\$ 4,027,708</b>	<b>\$ 970,111</b>	<b>\$ 1,543,765</b>	<b>\$ (1,580,415)</b>	<b>\$ (1,307,255)</b>	<b>\$ 3,653,915</b>



## 2019 Financial Forecast - continued

	Electric	Gas	Water	Wastewater	Photovoltaic	Total
Available Funds						
Add: Change in Net Assets	\$ 4,027,708	\$ 970,111	\$ 1,543,765	\$ (1,580,415)	\$ (1,307,255)	\$ 3,653,915
Add: Depreciation Expense	19,697,090	1,292,875	3,903,780	1,562,753	535,631	26,992,129
Add: Principal Payments from Notes	856,746	18,823	298,437	262,371	-	1,436,377
Add: Funding Adjustment	-	-	-	688,000	-	688,000
Less: Principal Payments to Long Term Debt	(8,163,664)	(391,402)	(3,348,075)	(719,901)	(15,058)	(12,638,100)
<b>Total Available Funds</b>	<u>16,417,880</u>	<u>1,890,408</u>	<u>2,397,907</u>	<u>212,808</u>	<u>(786,682)</u>	<u>20,132,321</u>
Available Financing & Contributions						
RUS Financing	109,739,665	-	-	-	-	109,739,665
SIHASIN Funding	-	-	7,985,949	14,065,000	-	22,050,949
USDA	-	-	11,758,781	-	-	11,758,781
Set Aside: Discretionary funding	-	-	6,525,500	2,038,458	-	8,563,958
Utility Specific Contributions	27,833,856	-	9,573,752	1,975,000	-	39,382,608
<b>Total Financing &amp; Contributions</b>	<u>137,573,521</u>	<u>-</u>	<u>35,843,982</u>	<u>18,078,458</u>	<u>-</u>	<u>191,495,961</u>
<b>Total Funds Available for Capital Budget</b>	<u>153,991,402</u>	<u>1,890,408</u>	<u>38,241,889</u>	<u>18,291,266</u>	<u>(786,682)</u>	<u>211,628,282</u>
Total Capital Budget						
Utility Capital Budget	144,801,400	1,199,816	35,427,595	17,663,344	730,000	199,822,155
Common Budget	4,596,068	662,496	2,270,706	664,152	87,781	8,281,203
Total Capital Budget	<u>149,397,468</u>	<u>1,862,312</u>	<u>37,698,301</u>	<u>18,327,497</u>	<u>817,781</u>	<u>208,103,358</u>
<b>Net Balance (Additional Funding Needed)</b>	<u>\$ 4,593,934</u>	<u>\$ 28,096</u>	<u>\$ 543,588</u>	<u>\$ (36,231)</u>	<u>\$ (1,604,463)</u>	<u>\$ 3,524,924</u>

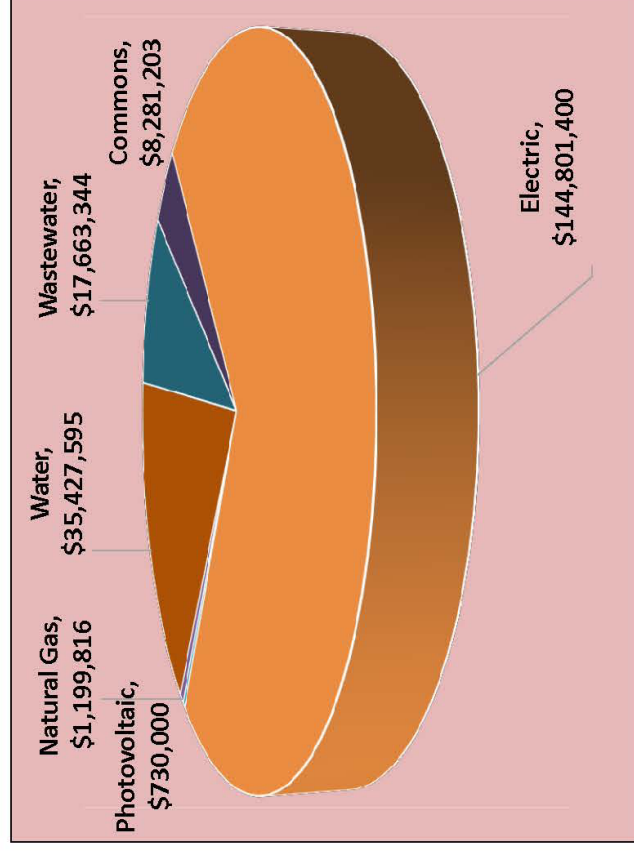


# 2019 CAPITAL BUDGET

Electric	\$144,801,400
Photovoltaic	\$ 730,000
Natural Gas	\$ 1,199,816
Water	\$ 35,427,595
Wastewater	\$ 17,663,344
Commons	\$ <u>8,281,203</u>

Total Capital Budget

\$ 208,103,358



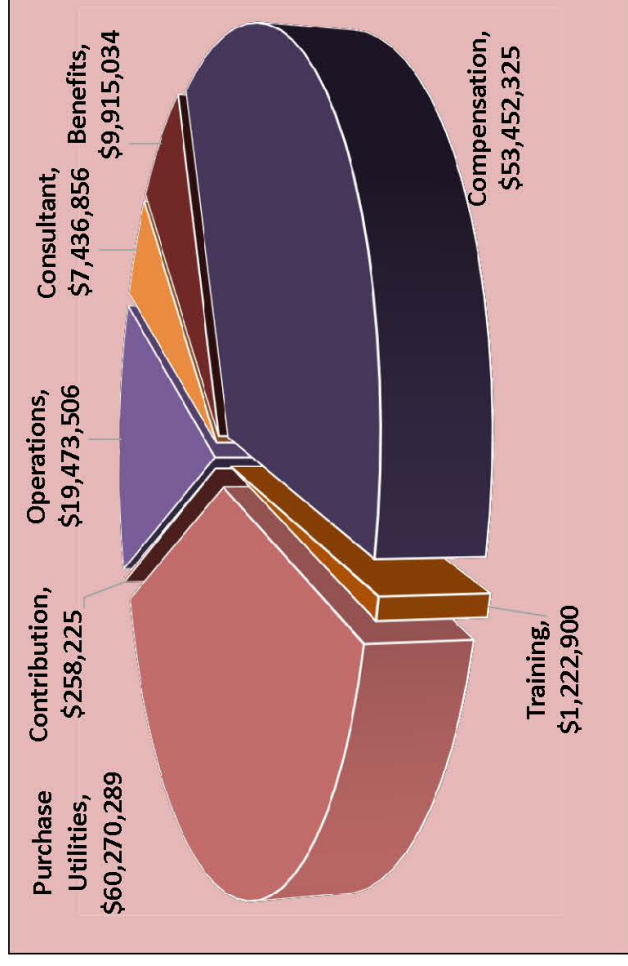


# 2019 O&M BUDGET

Contribution	\$	258,225
Operations	\$	19,473,506
Consultant	\$	7,436,856
Benefits	\$	9,915,034
Compensation	\$	53,452,325
Training	\$	1,222,900
Purchase Utilities	\$	<u>60,270,289</u>

Total O&M Budget

\$152,029,135





# **Navajo Tribal Utility Authority**

An Enterprise of the Navajo Nation

## **2018 Year End Utility Construction Projects**



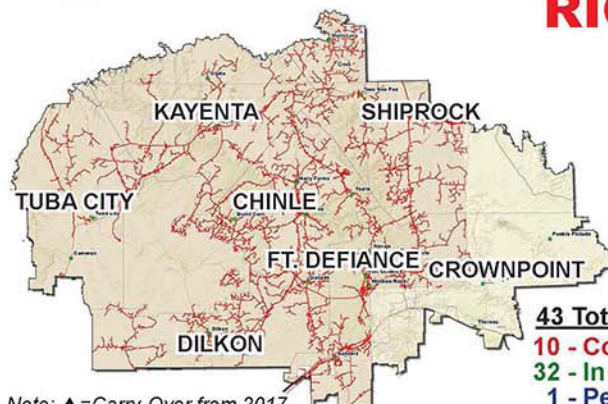




# Navajo Tribal Utility Authority - Electric Systems Division

## 2018 COMMUNITY POWER LINE PROJECTS

### RIGHT-OF-WAY



Note: ▲=Carry-Over from 2017

**43 Total Projects:**

**10 - Complete**  
**32 - In Progress**  
**1 - Pending**

#### **PROJECTS:**

**43 Projects, 517 Families and  
 277.81 Miles of Line**

**BUDGET: \$3,416,341.73**

#### **INITIAL TARGET:**

**27 Projects, 294 Families and  
 152.04 Miles of Line**

#### **INITIAL BUDGET**

**\$1,926,749.45**

#### **CHINLE**

Total Families: 90  
 Sub-Total: \$642,715.16

LOCATION	FAMILIES
▲ Black Mesa North Valley.....	26
Kinlichee Da'Ni'zhiil Gai - Ph III ....	9
Kinlichee Upper Wood Springs ....	8
▲ Many Farms Scattered - Ph I.....	5
▲ Tsaille-Wheatfields Scattered ..	11
▲ Tselani/Cottonwood .....	2
Tselani to Steamboat	
▲ Tselani/Cottonwood .....	5
Scattered	
Tselani/Cottonwood East-Ph I ...	8
Tselani/Cottonwood East-Ph II. 10	
Many Farms Scattered-Ph II.....	6

#### **FORT DEFIANCE**

Total Families: 17  
 Sub-Total: \$126,177.73

LOCATION	FAMILIES
▲ Houck .....	6
Scattered	
▲ Lupton.....	5
Scattered	
▲ Tohatchi .....	5
Scattered - Phase II	
Tohatchi .....	1
Red Willow Farm	

#### **SHIPROCK**

Total Families: 84  
 Sub-Total: \$629,413.24

LOCATION	FAMILIES
▲ Aneth RMP Scattered .....	7
Aneth Scattered -Phase II .....	27
Aneth Scattered - Ph III.....	5
▲ Cove Scattered .....	7
▲ Teec Nos Pos .....	5
Garcia Camp	
▲ Teec Nos Pos .....	6
Scattered	
▲ Teec Nos Pos .....	1
Four Corners Monument	
Teec Nos Pos .....	26
North Hwy 160	

#### **DILKON**

Total Families: 104  
 Sub-Total: \$1,035,075.81

LOCATION	FAMILIES
▲ Birdsprings Little Singer School... 1	
Birdsprings Ph III.....	12
Dilkon John's Draw .....	24
▲ Indian Wells .....	10
Salt Seep Springs	
Indian Wells Scattered .....	5
Klagetoh Salt Springs South.....	9
▲ Leupp.....	7
Long/Thompson Extension	
Leupp.....	25
North Grand Falls	
Teesto Scattered .....	4
Wide Ruins Boggy Lake .....	7

#### **KAYENTA**

Total Families: 140  
 Sub-Total: \$621,868.98

LOCATION	FAMILIES
Chilchinbeto.....	20
Asaayi/Down Trail	
▲ Mexican Water.....	12
RMP Scattered	
▲ Navajo Mountain.....	17
Rainbow Plateau	
Navajo Mountain.....	9
Scattered	
▲ Oljato .....	1
Scattered	
▲ Shonto .....	49
South - Phase II	
▲ Ts'ah Bii Kin.....	32
Electrification Initiative	

#### **TUBA CITY**

Total Families: 82  
 Sub-Total: \$361,090.81

LOCATION	FAMILIES
▲ Kaibeto .....	18
Scattered (No.2)	
Kaibeto .....	31
Scattered (No.1)	
▲ Tonalea .....	23
Wildcat Peak - Phase II	
Coppermine.....	10
Scattered - Phase V	

as of 1/7/2019





# Navajo Tribal Utility Authority - Electric Systems Division

## 2018 COMMERCIAL POWER LINE PROJECTS



Note: ▲=Carry-Over from 2017

**27 Total Projects:**

16 - Complete  
5 - In Progress  
6 - Pending

### PROJECTS:

27 Projects, 66 Customers

**BUDGET:** \$1,580,848.67

### INITIAL TARGET:

17 Projects, 47 Customers

### INITIAL BUDGET

\$1,295,173.91

### CHINLE

Total Customers: 33  
Sub-Total: \$169,602.19

LOCATION	FAMILIES
Chinle I.H.S. ....	19
Staff Quarters	
Navajo Technical University....	1
Chinle Campus	
Navajoland Nursing Homes..	10
Staff Housing (Duplex Units)	
Navajoland Nursing Home.....	1
New Nursing Home	
OEHE NA-07Q-09 .....	1
Lukachukai Solenoid Vault	
Pinon (Dzil Yijiin).....	1
Judicial Building	

### FORT DEFIANCE

Total Customers: 3  
Sub-Total: \$199,799.75

LOCATION	FAMILIES
▲OEHE NA-07-D35 .....	1
St. Michaels Booster Station	
St. Michaels .....	1
Family Dollar Store	
NN Economic Development ...	1
Nahat'aDzilil Shopping Center	

### SHIPROCK

Total Customers: 13  
Sub-Total: \$174,441.21

LOCATION	FAMILIES
▲Montezuma Creek .....	1
Community Health Clinic	
Montezuma Creek .....	1
Family Dollar Store	
Montezuma Creek .....	1
Elementary School Gym	
Shiprock.....	9
Non-Profit Housing	
OEHE NA-17-W16.....	1
Red Valley Watering Point	

### DILKON

Total Customers: 8  
Sub-Total: \$80,298.51

LOCATION	FAMILIES
Little Singer School.....	6
Staff Housing (Duplex Units)	
Little Singer School.....	
Temp. Svc (Existing School)	
Little Singer School.....	2
Temp. Svc (Job Trailers))	

### KAYENTA

Total Customers: 6  
Sub-Total: \$893,709.33

LOCATION	FAMILIES
ADOT Shonto Streetlighting ...	1
▲OEHE NA-12-Z62/E11 .....	
Upgrade 1-Ph to 3-Ph	
Stepdown Substation	
▲OEHE NA-12-Z62/E11.....	1
Manymules Booster Station	
▲OEHE NA-12-Z62/E11 .....	
1-Ph to 3 Ph Conversion	
▲OEHE NA-13-XB4 .....	1
Garnet Ridge Booster Station	
Kayenta USD .....	2
Apartment Complex	
NN Economic Development ...	1
Desert Meadows C-Store	

### TUBA CITY

Total Customers: 3  
Sub-Total: \$62,997.68

LOCATION	FAMILIES
Ken's Tour.....	1
Restaurant	
Bureau of Indian Affairs .....	1
Rocky Ridge School	
Tuba City RHCC .....	1
Bodaway Health Clinic	

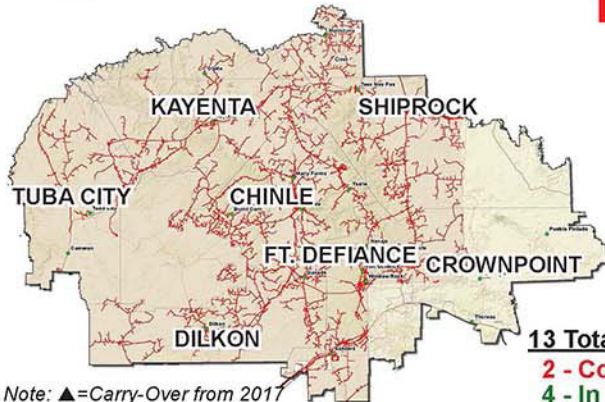
as of 1/7/2019





# Navajo Tribal Utility Authority - Electric Systems Division

## 2018 NAVAJO HOUSING AUTHORITY PROJECTS



**13 Total Projects:**  
 2 - Complete  
 4 - In Progress  
 7 - Pending

**PROJECTS:**  
 13 Projects  
 182 Families  
**BUDGET:** \$437,286.27

**INITIAL TARGET:**  
 2 Projects, 105 Families  
**INITIAL BUDGET**  
 \$149,638.36

### CHINLE

Total Families: 3  
 Sub-Total: \$46,897.74

LOCATION	FAMILIES
Ganado.....	2
Scattered	
Nazlini.....	1
Scattered	

### FORT DEFIANCE

Total Families: 46  
 Sub-Total: \$73,236.11

LOCATION	FAMILIES
Window Rock.....	45
AZ 12-57 (Modernization) - Ph II	
Lupton.....	1
Scattered	

### SHIPROCK

Total Families: 71  
 Sub-Total: \$187,340.68

LOCATION	FAMILIES
Shiprock.....	60
NM15-48 (Modernization) - Ph II	
Newcomb.....	10
NM15-45 (Modernization)	
Nenahnezad.....	1
Scattered	

### DILKON

Total Families: 22  
 Sub-Total: \$86,525.67

LOCATION	FAMILIES
Dilcon.....	1
Scattered	
Klagetoh.....	20
AZ 12-932 (Modernization)	
Tolani Lake.....	1
Scattered (FBFA)	

### KAYENTA

Total Families: 40  
 Sub-Total: \$43,286.07

LOCATION	FAMILIES
Kayenta.....	25
AZ12-113	
Kayenta.....	15
AZ 12-73	

### TUBA CITY

Total Families: 0  
 Sub-Total: \$0

LOCATION	FAMILIES
----------	----------





# Navajo Tribal Utility Authority - Electric Systems Division

## 2018 COMMUNITY POWER LINE PROJECTS



Note: ▲ = Carry-Over from 2017

**19 Total Projects:**

**14 - Complete**

**2 - In Progress**

**3 - Pending**

### **PROJECTS:**

19 Projects, 129 Families  
and 63.73 Miles of Line

**BUDGET:** \$6,339,280.81

### **INITIAL TARGET:**

7 Projects, 78 Families and  
43.93 Miles of Line

### **INITIAL BUDGET**

\$4,196,493.48

### **CHINLE**

Total Families: 13

Sub-Total: \$1,134,748.75

LOCATION	FAMILIES
▲ Kinlichee	11
Da'Ni'zhil Gai - Phase II	
Tselani/Cottonwood	2
to Steamboat	

### **FORT DEFIANCE**

Total Families: 14

Sub-Total: \$350,666.95

LOCATION	FAMILIES
Coyote Canyon	1
Scattered	
Tohatchi	2
Scattered	
Coyote Canyon	6
Scattered	
Lupton	5
Scattered	

### **SHIPROCK**

Total Families: 31

Sub-Total: \$1,252,009.47

LOCATION	FAMILIES
Aneth	2
Todacheenie Extension	
Cove	7
Scattered	
Red Mesa	16
Ratherford Extensions	
Aneth	1
Hadley Extensions	
Teec Nos Pos	5
Garcia Camp	

### **DILKON**

Total Families: 31

Sub-Total: \$1,789,477.43

LOCATION	FAMILIES
Birdsprings	10
North Phase I	
Birdsprings	10
North Phase II	
Greasewood Springs	11
Scattered	

### **KAYENTA**

Total Families: 10

Sub-Total: \$390,619.21

LOCATION	FAMILIES
▲ Chilchinbeto	1
1-Phase to 3 Phase Conversion	
Mexican Water	7
RMP Scattered	
Inscription House	2
Scattered	

### **TUBA CITY**

Total Families: 30

Sub-Total: \$1,421,759.00

LOCATION	FAMILIES
▲ To'Nanees'Dizi	25
Rare Metals	
Coalmine Canyon	5
Scattered (NHLC)	

as of 1/7/2019





# Navajo Tribal Utility Authority - Natural Gas Division

## 2018 NATURAL GAS CONSTRUCTION

### RESIDENTIAL



**266 Total Families:**  
**188 - Complete**  
**69 - In Progress**  
**9 - Pending**  
**0 - ROW**

**PROJECTS:** as of 12/31/2018

266 Families

**BUDGET:** \$1,104,808.01

**INITIAL TARGET:**

239 Families as of 1/1/2018

**INITIAL BUDGET**

\$939,112.22

#### CHINLE

Total Families: 0

Sub-Total:\$0

LOCATION

CUSTOMERS

#### DILKON

Total Families: 0

Sub-Total:\$0

LOCATION

CUSTOMERS

#### KAYENTA

Total Families: 15

Sub-Total:\$61,967.79

LOCATION .....CUSTOMERS

Kayenta NHA .....15  
 AZ 12-73

#### TUBA CITY

Total Families: 93

Sub-Total:\$771,654.00

LOCATION .....CUSTOMERS

Tuba City BIE .....93  
 Teacher Housing

#### CROWNPOINT

Total Families: 0

Sub-Total:\$0

LOCATION

CUSTOMERS

#### FORT DEFIANCE

Total Families: 56

Sub-Total:\$71,330.60

LOCATION

CUSTOMERS

Window Rock .....54  
 AZ 12-57 Modernization  
 Karigan Estates .....2  
 Units 24 & 65

#### SHIPROCK

Total Families: 102

Sub-Total:\$199,855.62

LOCATION

CUSTOMERS

Shiprock NHA .....1  
 NM 15-041C Lowering  
 Shiprock NHA .....1  
 NM 15-48 Capping  
 Shiprock NHA .....30  
 NM 15-041C, Ojo Amarillo  
 Shiprock NHA .....1  
 Yard Line  
 Shiprock NHA .....60  
 NM 15-48  
 Shiprock NHA .....9  
 NM 15-41C





# Navajo Tribal Utility Authority - Natural Gas Division

## 2018 NATURAL GAS CONSTRUCTION

### COMMERCIAL



**PROJECTS:** as of 12/31/2018

19 Customers

**BUDGET:** \$105,285.51

**INITIAL TARGET:**

2 Customers as of 1/1/2018

**INITIAL BUDGET**

\$28,848.05

**19 Total Projects:**

17 - Complete  
0 - In Progress  
2 - Pending  
0 - ROW

#### CHINLE

Total Families: 6

Sub-Total: \$45,296.78

LOCATION      CUSTOMERS

Chinle Nursing Home ... 5  
5 Duplex

Chinle Nursing Home ... 1  
New Facility

#### DILKON

Total Families: 0

Sub-Total: \$0

LOCATION      CUSTOMERS

#### KAYENTA

Total Families: 0

Sub-Total: \$0

LOCATION      CUSTOMERS

#### TUBA CITY

Total Families: 1

Sub-Total: \$24,698.49

LOCATION      CUSTOMERS

▲Tuba City NHA..... 1  
Housing Management  
Office

#### CROWNPOINT

Total Families: 0

Sub-Total: \$0

LOCATION      CUSTOMERS

#### FORT DEFIANCE

Total Families: 1

Sub-Total: \$4,937.94

LOCATION      CUSTOMERS

Family Dollar Store .... 1  
VIA Real Estate

#### SHIPROCK

Total Families: 11

Sub-Total: \$30,352.30

LOCATION      CUSTOMERS

Shiprock NHA ..... 1  
Neva Benally

Shiprock Non-Profit .... 9  
Housing project 9 Units

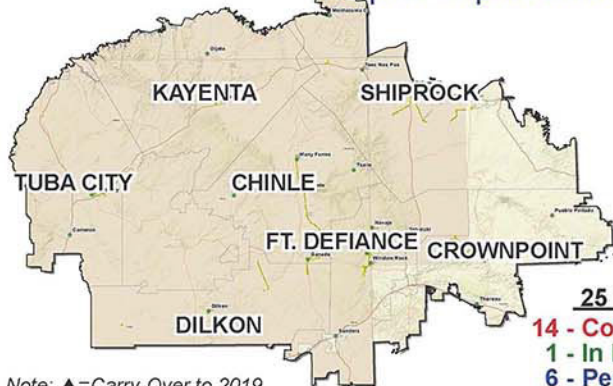
▲Shiprock Non-Profit .... 1  
Community Center





# Navajo Tribal Utility Authority - Natural Gas Division 2018 NATURAL GAS CONSTRUCTION - CIP

Capital Improvement Projects - NTUA Funded Unplanned



Note: ▲=Carry-Over to 2019  
X=Incomplete in 2018

**25 Total Projects:**

14 - Complete  
1 - In Progress  
6 - Pending  
2 - ROW  
2 - Projects Void

**PROJECTS:** as of 12/31/2018

25 Projects

**BUDGET:** \$1,455,273.40

**INCOMPLETE:** \$809,434.57

**INITIAL TARGET:**

17 Projects as of 1/1/2018

**INITIAL BUDGET**

\$1,656,211.69

## CHINLE

Total Families: 3

Sub-Total: \$180,836.50

LOCATION	CUSTOMERS
Chinle	1
Wildcat Den, Romet Meter	
Chinle HDD	1
6" Directional Drill	
▲Chinle Roundabout	1
N7/N27	
X Ganado	1
Ganado Loop System	

## DILKON

Total Families: 1

Sub-Total: \$96,601.00

LOCATION	CUSTOMERS
Dilkon	1
2" Directional Drill	

## KAYENTA

Total Families: 4

Sub-Total: \$143,873.85

LOCATION	CUSTOMERS
Kayenta	1
Loop System	
Kayenta	1
Bess Laundromat	
Replace Romet Meter	
Kayenta	1
Community School	
Romet Meter	
Kayenta	1
School Admin	
Romet Meter	

## TUBA CITY

Total Families: 1

Sub-Total: \$8,300.00

LOCATION	CUSTOMERS
TC Odorant Station	1
Upgrade	

## CROWNPOINT

Total Families: 2

Sub-Total: \$82,829.03

LOCATION	CUSTOMERS
CIT	1
Meter Upgrade	
Crownpoint Washout	1
Route N9	

## FORT DEFIANCE

Total Families: 5

Sub-Total: \$716,256.22

LOCATION	CUSTOMERS
Fort Defiance	1
Loop System	
Hunter's Point	1
to Navajo	
ROW Survey	
NTUA HQ Gas	1
Admin Gas	
Fort Defiance	1
Conoco Reg Station	
Navajo, NM	
Reg Station	

## SHIPROCK

Total Families: 8

Sub-Total: \$218,276.80

LOCATION	CUSTOMERS
Shiprock IHS	1
IPT Replacement	
Nanahnezad	1
Girls Dorm, Romet Meter	
Northern Edge Casino	1
Meter upgrade	
NAPI Pellet	1
Meter Upgrade	
Southern Trail	1
Interconn NAPI Block 3	
Southern Trail Pipe	1
Interconn NAPI Site 371	
Southern Trail	1
SR Interconnection	
Southern Trail	1
Milagro Interconnection ROW	

## Red Mesa

Total Families: 1

Sub-Total: \$8,300.00

LOCATION	CUSTOMERS
Red Mesa Odorant	1
Station Upgrade	

as of 1/16/2019





# Navajo Tribal Utility Authority

## 2018 W/WW ENGINEERING DEPARTMENT

### Water Capital Projects



Note: ▲=Carry-Over from 2017

**152 Total Projects:**

**68 - Complete**  
**20 - In Progress**  
**80 - Pending**

**PROJECTS: 152 Project**

**BUDGET: \$34,485,711.00**

**INITIAL TARGET: 85 Projects**

**INITIAL BUDGET: \$34,974,636.00**

#### CHINLE

Total: 29, Sub-Total: \$17,669,260

LOCATION	PROJECTS
----------	----------

Chilchinbeto	1
White Mesa booster w/building & elec	
Chinle AMI Meter Replace	5
Chinle WTP Ph II	1
Chinle -Garcia BS PRV w/ Vault	1
Chinle Head Start -SLWL 2"	1
Chinle IHS -19 Staff Apt., -SLWL 8"	1
Chinle Nursing home -SLWL 8"	1
Chinle N27, N7, N105	1
WL Road Crossing PVC Steel Casing	
Cottonwood	1
Booster w/building & elec serv.	
Ganado WL wash Bore	1
Ganado Shopping Center	5
Hard Rock PRV w/Vault	4
Kinlichee replace controls	1
Lower Greasewood WTP	1
Nazlini	1
Booster w/building & elec serv.	
NTU Classroom -SLWL 6"	1
Tselina South Tank PVC	1
Round Rock WL Bore	1

#### CROWNPOINT

Total: 16, Sub-Total: \$668,541

LOCATION	PROJECTS
----------	----------

Crownpoint AMI Meter Replace	6
Crownpoint IHS 19 Staff Apt., SLWL 8"	1
Crownpoint Watering Point	1
Counselor @Nickle Mesa	2
Replace PVC Line Erosion	
South Ojo Encino -PRV w/Vault	1
Thoreau	1
Repl controls wells, booster & tank	
Thoreau JW Camp	1
Booster w/building & elec serv.	
Huerfano, PRV w/vaults	3

#### DILKON

Total: 5, Sub-Total: \$257,885

LOCATION	PROJECTS
----------	----------

Dilkon AMI Meter, Replace	1
---------------------------	---

Little Singer School, SLWL 2".... 1  
 Lower Greasewood -WaterPoint. 1  
 Tolani Lake ..... 1  
 Booster w/building & elec  
 White Cone ..... 1  
 Booster w/building & elec

#### FORT DEFIANCE

Total: 30, Sub-Total: \$4,217,457

LOCATION	PROJECTS
----------	----------

Bonito Canyon WL Bore	1
Crystal NM Rt 9603	1
Fort Defiance AMI Meter Replace	7
Fort Defiance	3
-Buell Park Well 1 & 2 upgrade	
-Replace AC with D.I.	
Houck	1
Replace Controls well, booster tanks	
Lupton	1
Replace/install tank controls	
MCRD County Road 55	3
WL Road Crossing PVC Steel Casing	
Navajo AZ, BIA Rt. N2007	4
NTUA HQ Building, SLWL 8"	1
NTUA Hosing, SLWL 2"-1"	3
Sanders	1
Park Estates Water Systems	
Slick Rock A1	1
upgrades, controls, SCADA, building and electrical system	
Slick Rock A2	1
upgrades, controls, SCADA, building and electrical system	
St. Michaels Family Dollar, SLWL 1"	1
Twin Lakes upgrade	1

#### KAYENTA

Total: 20, Sub-Total: \$1,751,853

LOCATION	PROJECTS
----------	----------

Chilchinbeto	1
-Yellowhair booster w/building & elec.	
Dennehotso	1
Well Upgrade existing control system	
Dennehotso Rt. 6460	2
WL Road Crossing PVC Steel Casing	
Dessert Meadows, SLWL 8"	1
Halchita	1
upgrade water treatment plant	

Halchita..... 1  
 Water Line Tie-in Bore Well  
 Kayenta AMI Meter Replace..... 8  
 Kayenta Well#3 ..... 1  
 -Replace well control  
 Kaibeto N6331/N21-3A..... 1  
 -WL Road Crossing  
 Kayenta West WL Bore..... 1  
 Kayenta South WL Bore..... 1  
 Shonto Well ..... 1  
 -Replace well control

#### RED MESA

Total: 13, Sub-Total: \$2,621,435

LOCATION	PROJECTS
----------	----------

Aneth	3
-Water Treatment Plant	
-Upgrade PRV w/vault	
-Upgrade PRV & AV w/plumbing	
Beclabito Booster #3	1
Remove existing underground booster pump w/nuematic tank and install new pump	
Beclabito WL Wash Bore	1
East of Sweetwater WL bore	1
Holly Village WL Bore	1
Montezuma Creek	2
Treatment Plant for Well 1, 2 & 3	
M.CREEK Family Dollar, SLWL 8"	1
TeecNospos AZ PVRs w/vaults	2
Montezuma Creek	1
Health Care, SLWL 6"	

#### SHIPROCK

Total: 26, Sub-Total: \$2,219,239

LOCATION	PROJECTS
----------	----------

Cove	2
-N. Pump house PRV w/Vault	
-PRV w/Vault Dorothy Joe	
Burnham HWY 371	1
Chlorine inj building with elec serv	
DZ (8 mi of tank site)	1
Chlorine inj building with elec serv	
Oaksprings, RT63	1
PRV w/Vault	
Rattlesnake	2
-Booster w/building & elec serv.	
-Chlorine inj building with elec serv	
Shiprock AMI Meter, Replace	5
Shiprock	7/1

-Farm A -Helen Dodge - PVC and PE  
 -Farm A-Lillie Joe -PVC pipe, gate valve  
 -Farm B-Silas Camp - PVC and PE  
 -Farm B -S. Lawrence Garnenez  
 PE pipe, curb stop  
 -Franklin Village -PE w/meter can  
 -East Gallup PVC pipe, gate valve casing  
 -Express Store-PE Pipe, Curb stop  
 -Cortez Tank  
 Toadleana PRV's w/vault ..... 1  
 Upper Fruitland..... 1  
 ARV's w/vault & tap

#### TUBA CITY

Total: 13, Sub-Total: \$83,426

LOCATION	PROJECTS
----------	----------

Tuba City AMI Meter Replace	6
Tuba City Family Dollar, SLWL 6"	1
Tuba City Health Care, SLWL 2"	2
Hard Rock PRV w/ Vaults	4

#### NAVAJO NATION

Total: 10, Sub-Total: \$4,996,616

LOCATION	PROJECTS
----------	----------

-Valve replacements	
-New/existing res. Water meter	
-10 master meter w/vaults	
-Replace 50 existing well meters with new SCADA/AMI meters	
-Major replacements of water system components	
-Replace/Repair RTU at var locations	
-Storm damage replacement of Water system components	
-Storm damage replacement of Water control system components	
-Replacement various types of pump/ motors w/in water system	
-Storage Tank Renovations	
-Well renovations	

as of 12/31/2018





# Navajo Tribal Utility Authority

## 2018 W/WW ENGINEERING DEPARTMENT

### Wastewater Capital Projects



Note: ▲=Carry-Over from 2017

**48 Total Projects:**

**16 - Complete**  
**13 - In Progress**  
**21 - Pending**

**PROJECTS: 48 Project**

**BUDGET: \$29,869,555**

**INITIAL TARGET: 29 Projects**

**INITIAL BUDGET: \$29,779,955**

<b>CHINLE</b>	
Total: 15, Sub-Total: \$1,415,000	
LOCATION	PROJECTS
Chinle .....	1
Flow Capacity Expansion	
Chinle IHS 19 Staff Apt. SLWWL 6" ..	1
Chinle Head Start, SLWWL 4" .....	1
Chinle Nursing Home SLWWL 8" ..	1
Chinle WWTP .....	1
Inf/Eff flow meter w/pars flume repl	
Chinle N27, N7, N105.....	1
WWL Road Crossing PVC Steel Casing	
Ganado WWTP .....	1
Inf/Eff flow meter w/pars flume repl	
Ganado Shopping Center .....	5
NTU Classroom SLWWL 4" .....	1
Pinon .....	1
Total Retention Expansion	
Pinon WWTP .....	1
Inf/Eff flow meter w/pars flume repl	

<b>DILKON</b>	
Total: 0, Sub-Total:	
LOCATION	PROJECTS

<b>KAYENTA</b>	
Total: 3, Sub-Total: \$10,497,281	
LOCATION	PROJECTS
Kayenta WWTP .....	1
Inf/ Eff flow meters with parshall flume replacement- NPDES permit Req.	
HWY 163 ADOT .....	1
10" SL Steel Casing Lowering	
Desert Meadows, SLWWL 8" .....	1

<b>RED MESA</b>	
Total: 2, Sub-Total:	
LOCATION	PROJECTS
Family Dollar SLWWL 8" .....	1
MC Health Care SLWWL 8" .....	1

<b>TUBA CITY</b>	
Total: 8, Sub-Total: \$12,428,691	
LOCATION	PROJECTS
Coalmine .....	1
WWTP Liftstation Wet Well, Pumps, Controls SCADA & Gen	
Lechee .....	1
WWTP Liftstation Wet Well, Pumps, Controls SCADA & Gen	
Tuba City .....	3
-WWTP	
-WWTP Inf/ Effflow meters with parshall flume replacement- NPDES permit Req.	
-400' of 18" steel Bridge wash crossing, LEAKING.	
Family Dollar SLWWL 4" .....	1
TC Health Care SLWWL 4" .....	2

<b>CROWNPOINT</b>	
Total: 4, Sub-Total: \$259,600	
LOCATION	PROJECTS
Iyanbito .....	1
WWTP liftstation wet well, controls SCADA & Gen.	
Jones Ranch Lagoon.....	1
Replacing 360' of Perimeter Fence	
Pindale Lagoon .....	1
Install Perimeter Fence	
IHS .....	1
19 Staff Apt. SLWWL 8"	

<b>FORT DEFIANCE</b>	
Total: 8, Sub-Total: \$550,000	
LOCATION	PROJECTS
Coyote Canyon .....	1
WWTP Liftstation Wet Well, Pumps, Controls SCADA & Gen	
Fort Defiance .....	1
1800' of 8" DI Bridge wash crossing, 60' of 8' BI Pipe w/ 4 MH (PE&D)	
Sawmill .....	1
WWTP Liftstation Wet Well, Pumps, Controls SCADA & Gen	
Family Dollar Store .....	1
SLWWL 4"	
NTUA HQ Building .....	1
SLWWL 8"	
NTUA Housing .....	3
SLWWL 4" - 3"	

<b>SHIPROCK</b>	
Total: 8, Sub-Total: \$3,363,933	
LOCATION	PROJECTS
Shiprock .....	8
-WWTP phase 1	
-WWTP Repairs	
-WWTP Inf/Eff flow meters with parshall flume replacement- NPDES permit Req.	
-WWTP Drying sludge bed valves	
-WWTP Purchase new valves for the drying beds	
-Digester Sludge pump	
-High lift pump influent wetwell pump	
-VFD for existing river liftstation	

<b>NAVAJO NATION</b>	
Total: 5, Sub-Total: \$1,275,000	
LOCATION	PROJECTS
-Sewer Collection Cleaning	
-Miscellaneous wastewater systems components	
-Storm Damage replacement of waste-water systems	
-Replacement of various types of pump/motors	
-24 ea. Lagoon Fence & Gate replacement. 12,000' and 5 gates	

As of 12/31/2018





# Contact List

## Navajo Tribal Utility Authority An Enterprise of the Navajo Nation www.ntua.com • 928-729-5721 • 1-800-528-5011

### HEADQUARTERS

P.O. Box 170, Fort Defiance, Arizona 86504

Telephone Number: 928-729-5721

Toll Free: 1-800-528-5011

Fax Number: 928-729-2135

www.ntua.com

- General Manager ..... Walter W. Haase, P.E.
- General Counsel ..... Arash Moalemi
- General Manager – *Choice NTUA Wireless*..... Clyde Casciato
- Deputy General Manager..... Rex Kontz
- Assistant Manager/DGM Office..... Rayni Nelson
- Deputy General Manager-EISD ..... Srinivasa Venigalla
- Chief Financial Officer..... Thomas Nelson
- Deputy Chief Financial Officer ..... Gerard Curley
- Communication System Manager ..... Neil Broyles
- Electric Systems Director ..... Lester Lee
- Government and Public Affairs Manager ..... Deenise Becenti
- Human Resources Manager ..... Rowena Benally
- IT Manager ..... Savoy Yazzie
- Transportation & Equipment Manager ..... Bryno Shirley

### Chinle District Office

P.O. Box 549, Chinle, Arizona 86503

- Acting District Manager ..... Jonathan Curley
- Office Supervisor..... Tomasita Clarke
- Field Superintendent..... Alfred Dugi
- Customer Service Supervisor ..... Rhonda Lomakema

### Crownpoint District Office

P.O. Box 1825, Crownpoint, New Mexico 87313

- District Manager ..... Paula Hoylan
- Office Supervisor..... Andrea Nez
- Field Superintendent..... Carlton Nez
- Customer Service Supervisor ..... Michelle Haswood

### Dilkon District Office

HC 63 Box D, Winslow, Arizona 86047

- Acting District Manager ..... Gary Monroe
- Office Supervisor..... Annelita Spencer
- Field Superintendent..... Gary Monroe
- Customer Service Supervisor ..... Elizabeth Yazzie

### Fort Defiance District Office

P.O. Box 587, Fort Defiance, Arizona 86504

- District Manager..... Paula Holyan
- Office Supervisor..... Ilene Noble
- Field Superintendent..... Wendell Damon
- Customer Service Supervisor ..... Cecelia Largo-Nez

### Kayenta District Office

P.O. Box 37, Kayenta, Arizona 86033

- District Manager..... Vircynthia Charley
- Office Supervisor..... Renee Sands
- Field Superintendent..... Melissa Parrish
- Customer Service Supervisor ..... Marcella Black

### Red Mesa Sub-Office

P.O. Box 1749, Shiprock, New Mexico 87420

- District Manager..... Dale Luna

### Shiprock District Office

P.O. Box 1749, Shiprock, New Mexico 87420

- District Manager..... Wilfred Franklin, Jr.
- Office Supervisor..... Louise Benallie
- Field Superintendent..... Herbert Beyale, Jr.
- Customer Service Supervisor ..... Natissa Johnson

### Tuba City District Office

P.O. Box 398, Tuba City, Arizona 86045

- District Manager..... Alicia Richards
- Office Supervisor..... Vacant
- Field Superintendent..... Chester Whiterock
- Customer Service Supervisor ..... Brandon Begay

### Office Hours


District: 7:00 a.m. to 6:00 p.m. (Mon.-Thu.)

7:00 a.m. to 5:00 p.m. (Fri.)

Sub-offices: 8:00 a.m. to 5:00 p.m. (Mon.-Fri.)

After Hours Outage Reporting - Utility Operations Center : 1-800-528-5011

www.ntua.com

Navajo Tribal Utility Authority is also on 





# Navajo Tribal Utility Authority

An Enterprise of the Navajo Nation

# 2019

**January** *The Thawing of Snow  
Yasnił'tees*

Sunday	Monday	Tuesday	Wednesday	Thursday	Friday	Saturday
		1 NTUA OFFICE CLOSURE New Year's Day	2	3	4	5
6	7	8	9	10	11	12
13	14	15	16	17	18	19
20	21 Martin Luther King, Jr. Day	22 NTUA 60th Anniversary	23	24	25	26
27	28	29	30	31		

**February** *Birth of English  
Atsábiyaázh*

Sunday	Monday	Tuesday	Wednesday	Thursday	Friday	Saturday
					1 Groundhog Day	2
3	4	5	6	7	8	9
10	11	12	13	14	15	16
17	18 President's Day	19	20	21	22	23
24	25	26	27	28		

**March** *First Day of English  
Wóózhch'íjd*

Sunday	Monday	Tuesday	Wednesday	Thursday	Friday	Saturday
					1	2
3	4	5	6	7	8	9
10	11	12	13	14	15	16
17	18 Daylight Savings Time Begins	19	20 St. Patrick's Day	21 Gas Utility Workers Day	22	23
24	25	26	27	28	29	30
31						

**April** *Growth of Early Plant Life  
T'ááchil*

Sunday	Monday	Tuesday	Wednesday	Thursday	Friday	Saturday
	1	2	3	4	5	6
7	8	9	10	11	12	13
14	15	16	17	18	19	20
21	22 Tax Day	23	24	25 National Lineman Appreciation Day	26 Good Friday	27
28 Easter Sunday	29 Navajo Nation Sovereignty Day and Earth Day	30				

**May** *Big Leaves  
T'áatsoh*

Sunday	Monday	Tuesday	Wednesday	Thursday	Friday	Saturday
				1 National Day of Prayer	2	3
4	5	6	7	8	9	10
11	12	13	14	15	16	17
18	19 Mother's Day	20	21	22	23	24
25	26	27	28	29	30	31 Navajo Nation Memorial Day Observed

**June** *Planting of Early Crops  
Yáíishjaashchili*

Sunday	Monday	Tuesday	Wednesday	Thursday	Friday	Saturday
						1 Navajo Nation Memorial Day
2	3	4	5	6	7	8
9	10	11	12	13	14	15
16	17	18	19	20	21	22
23	24	25	26	27	28	29
30						

**July** *Planting of Late Crops  
Yáíishjaástsoh*

Sunday	Monday	Tuesday	Wednesday	Thursday	Friday	Saturday
	1	2	3	4 Independence Day	5	6
7	8	9	10	11	12	13
14	15	16	17	18	19	20
21	22	23	24	25	26	27
28	29	30	31			

**August** *Reaping of Early Crops  
Bin'ant'áatsoh*

Sunday	Monday	Tuesday	Wednesday	Thursday	Friday	Saturday
					1	2
3	4	5	6	7	8	9
10	11	12	13	14 Navajo Nation Code Talker Day	15	16
17	18	19	20	21	22	23
24	25	26	27	28	29	30
31						

**September** *Reaping of Late Crops  
Bin'ant'áatsoh*

Sunday	Monday	Tuesday	Wednesday	Thursday	Friday	Saturday
	1 NTUA OFFICE CLOSURE	2 Labor Day	3	4	5	6
7	8	9	10	11	12	13
14	15	16	17	18	19	20
21	22	23	24	25	26	27
28	29	30				

**October** *Separation of Seasons  
Ghaajji'*

Sunday	Monday	Tuesday	Wednesday	Thursday	Friday	Saturday
		1	2	3	4	5
6	7	8	9	10	11	12
13	14 Navajo Nation Indigenous Day	15	16	17	18	19
20	21	22	23	24	25	26
27	28	29	30	31		

**November** *Small Winds  
Níich'its'osi*

Sunday	Monday	Tuesday	Wednesday	Thursday	Friday	Saturday
					1	2
3	4	5	6	7	8	9
10	11	12	13	14	15	16
17	18	19	20	21	22	23
24	25	26	27	28	29	30

**December** *Big Winds  
Níich'its'oh*

Sunday	Monday	Tuesday	Wednesday	Thursday	Friday	Saturday
	1	2	3	4	5	6
7	8	9	10	11	12	13
14	15	16	17	18	19	20
21	22	23	24	25	26	27
28	29	30	31			

Navajo Tribal Utility Authority Office Locations  
Chinle • Crownpoint • Dilkon • Fort Defiance • Kayenta • Nageezi • Shiprock • Red Mesa • Tuba City

P.O. Box 170, Fort Defiance, Arizona 86504

928-729-5721 • 1-800-528-5011 • [www.ntua.com](http://www.ntua.com)

Communications • Electric • Natural Gas • Renewable Energy • Wastewater • Water





**Navajo Tribal Utility Authority**  
An Enterprise of the Navajo Nation

[www.ntua.com](http://www.ntua.com)

