

Navajo Tribal Utility Authority

An Enterprise of the Navajo Nation

2019 Progress Report



Utilities:

Communications, Electric, Natural Gas,
Renewable Energy, Water, and Wastewater

Region Served:

Northern Arizona, Northwestern New Mexico and Southeastern Utah

Service Area:

27,000 Square Miles

Greetings and Ya'aa'teek,

The Navajo Tribal Utility Authority is ready for a new decade - having been on a path of progress since 1959 when NTUA was created by Navajo leaders who believed that a tribally owned entity would better meet the needs of the People. It's now 61 years later and we continue to work hard to uphold that belief. That's our goal as it is our mission each day of every year.

As we welcome 2020, I am proud to report that NTUA has achieved another productive year. This Progress Report will illustrate some of our major accomplishments, including the success of the Light Up Navajo Pilot Project, the expansion of the Kayenta Solar Project, the transition to export renewable energy generation, the growth of NTUA communications and Choice NTUA Wireless, and the approval to increase the NTUA debt ceiling limit.



Since my arrival on the Navajo Nation in 2008, my objectives have been to improve and strengthen the operations of NTUA, and to seek and implement business opportunities, and to develop and nurture partnerships that uphold our mission.

As you will read in this Progress Report we did not deviate from that commitment in 2019. Instead, we enhanced and advanced. We have developed business projects that have brought community benefits and have kept our utility rates lower than surrounding communities.

We undertake and complete projects with a sincere pledge to provide, maintain, and extend multi-utility services to homes, businesses, and entities within our service territory. That pledge has not and will not change as we proceed into another year.

As a proud enterprise, we also work hard to be a financially viable, efficient, and progressive multi-utility operation that meets the basic utility needs of the customers we serve. We consider our accomplishments to be the Navajo Nation and the Navajo people's success.

With the help of a strong and dedicated workforce and the collaboration from tribal leaders and tribal communities, those objectives were again achieved in 2019. Thank you for reinforcing the message that we are all working on behalf of the entire Navajo Nation. You helped us help others.

Lastly, on behalf of our Management Board and employee workforce, we send you our best wishes and hope you have a safe, wonderful and prosperous New Year. I would like to personally add that I am truly grateful for the opportunity to serve the Great Navajo Nation. I am equally thankful for your support and encouragement.

Sincerely,

A handwritten signature in black ink that reads "Walter W. Haase". The signature is fluid and cursive, written in a professional style.

Walter W. Haase, P.E.
NTUA General Manager



Debt Ceiling Increase to Help Finance New Opportunities

NTUA received Navajo leadership approval to increase its debt ceiling limit, becoming the first tribal enterprise to gain the authority to borrow up to \$1.5 billion for various projects, including multi-utility infrastructure improvement.

With this legislation, NTUA did not ask the Navajo Nation for financial assistance, nor did it ask the Nation to co-sign on any loan. All NTUA requested is the ability to borrow.

The last time NTUA received approval for such an increase was in 2010, boosting its debt ceiling from \$200 million to \$500 million. Utilizing that amount for borrowing over the past 10 years, NTUA was able to secure financing for major projects such as the 550-mile fiber build, the Data Storage facility in Shiprock, the Window Rock Wastewater Treatment plant, the Rocky Mountain Power acquisition, and the Kayenta Solar Projects.

In the last decade, NTUA clearly demonstrated its ability to start and complete projects with fiscal transparency and responsibility. New development also created new jobs and boosted economic growth throughout the region.

NTUA evaluates all projects to ensure that any assets purchased or developed have a positive return. Financial institutions will not lend money to NTUA unless their strict guidelines and requirements are met. Long-term, low-interest financing allows for long-term repayment while keeping utility rates low and reasonable.

With the newly increased debt ceiling, NTUA is focused on diversifying its revenue stream, which will safeguard continued utility operations in the long run. In 2020, NTUA will initiate plans for new water/wastewater treatment plant facilities, natural gas pipeline construction, renewable energy development, and communication business expansion like mobile phone, broadband, and internet services.

NTUA is focused on diversifying its revenue stream, which will safeguard continued utility operations in the long run

The Navajo Tribal Utility Authority (NTUA) was created on January 22, 1959 by Navajo leaders to develop a multi-utility infrastructure on the Navajo Nation. Since then NTUA has grown into a self-sustaining, not-for-profit, tribally-owned enterprise, delivering communications, electricity, water, wastewater treatment services, natural gas, and solar/renewable energy generation throughout a 27,000 square mile service territory. In Navajo, the phrase “Niandeilnish” means “We work for You”. To uphold that principle, NTUA works for the Navajo People. That’s been the commitment since 1959.

NTUA

Vision

Enhancing our customers' lives through excellent utility services

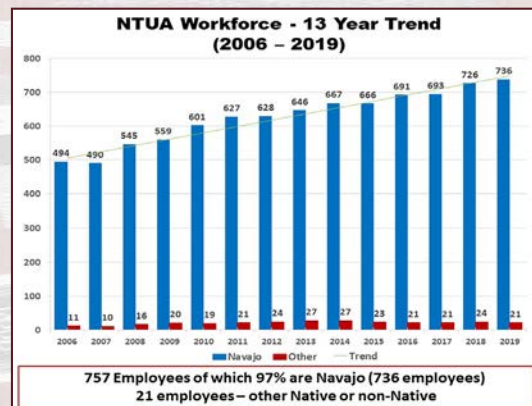
NTUA

Mission

To provide safe, reliable, and affordable utility services that exceed our customers' expectations

NTUA Workforce Committed to Extending Utility Services

In 1960, NTUA had only 12 employees. Currently, there are more than 750 employees, representing multi-utility field operations, engineering, finance, food service, business, communications, and environmental compliance careers.



Kayenta Solar Expands to Become Largest Tribally-Owned Solar Generation Facility



A September 2019 ribbon-cutting event unveiled the second phase of the Kayenta Solar Project, further demonstrating NTUA's commitment to renewable energy development. NTUA and its wholly-owned subsidiary NTUA Generation Inc., expanded the Kayenta Solar Project to increase its generation and, in doing so, providing power for an estimated 36,000 homes served by NTUA.

With the opening of Kayenta II, the Kayenta Solar Project becomes the largest tribally owned solar generation facility in the United States, producing 55 megawatts of electricity.

"With Kayenta I, we wanted to prove that a large-scale solar facility could be built here on Navajo," NTUA General Manager Walter Haase said. "With Kayenta II, it was validation that we are, indeed, committed to new power generation, new jobs, and a new economy."

Combined, the construction of Kayenta I & Kayenta II employed 414 people who also received specialized training in solar construction. The workforce was 91 percent Navajo. In addition, the combined payroll direct to Navajo employees during construction was \$4.3 million. The combined construction generated \$2.2 million in construction taxes paid to the Navajo Nation.

In addition to jobs and revenue, the proceeds from the Kayenta Solar Project will be used to keep NTUA's electric rates low and pay for the electrification of Navajo homes—such as the Light Up Navajo program.

"Extending electricity to homes has always been our goal as well as our challenge," Haase said. "Kayenta II is the catalyst in that direction, helping us to improve the standard of living for many families."

The Kayenta Solar project was a platform for future ventures in which NTUA and the Salt River Project (SRP) will collaborate on the development of up to 500 megawatts of renewable energy projects on the Navajo Nation over the next 10 years. The SRP partnership comprised securing solar power purchase agreements and providing ongoing support to NTUA. The partnership also includes technical support in developing interconnection facilities for large-scale renewable development within the Navajo Nation, as well as providing procurement and financing expertise related to the development and ownership of such projects.

Newest Navajo Nation Renewable Energy Milestone Unfolds

In 2019, 16 members of Utah Associated Municipal Power Systems (UAMPS) entered into a power purchase agreement (PPA) with Navajo Tribal Utility Authority Generation-Utah LLC, a subsidiary of NTUA.

This agreement is historic. It is the first time in Navajo history that an outside community is purchasing energy generated by a tribal enterprise on tribal land. It moves Navajo into the ownership realm of the export renewable energy industry. Through NTUA, the Navajo people are 51-percent owner.

The export power will come from the Red Mesa Tapaha Solar project, a 70-megawatt solar photovoltaic facility to be located on 700 acres near Red Mesa, Utah. Sixty-six (66) megawatts will be sold to UAMPS and the remaining power will be utilized for the benefit of Utah Navajo residents.

According to UAMPS, the Utah members elected to participate in the project because of NTUA's experience developing two utility scale solar projects within the last three years on the Navajo Nation. The PPA between NTUA Generation and UAMPS provides for the delivery of solar energy for 25 years once the project comes online in June 2022.

The financial returns from the Red Mesa Project are being used to keep NTUA's electric rates low and pay for the electrification of homes throughout the region.



NTUA partners with Public Power utilities to launch Light Up Navajo

In the spring of 2019, NTUA launched a new approach to extend electricity to regional homes. The pilot project was called Light Up Navajo and within seven weeks, 233 homes were energized for the very first time.

During April to May, a total of 138 electric crew volunteers from 28 communities of 13 states traveled to the Navajo Nation to work alongside NTUA linemen to bring power to families who have been waiting for many years. Overall, visiting crews donated 33 crew weeks of labor resulting in more than 10,000 man hours and 347 NTUA employees volunteered by donating over 1,200 hours of personal time.

Light Up Navajo was created from conversations between General Manager Haase and members of the American Public Power Association (APPA). In 2017, Haase was chairman of APPA and spoke at various events.

“Understanding that there were families living without basic access to electricity, these utility volunteers decided they were going help make a difference,” NTUA General Manager Walter Haase said. “With the financial support of their communities, the burden of having no electricity was erased for 233 families.”

During his speeches, he shared



NTUA’s challenges of extending electricity to rural customers. Utility representatives and electric linemen were astonished to hear that thousands of families in the United States had been living without basic access electricity.

“APPA has a mutual aid program that sends electric crews to areas hit by natural disasters like hurricanes and tornados,” Haase said. “It was suggested that the same model could be used to deploy crews to the Navajo Nation. Light Up Navajo was called the Mutual Aid without the Storm.”

Since the Spring of 2019, Light Up Navajo families have been plugging in basic appliances, making coffee or toast at home for the first time ever. Children started the school year with the comfort of studying at home without kerosene lamps, candles, or flashlights. Families are enjoying the basic modern conveniences like heating, air conditioning, televisions, and refrigerated food.

“We prayed for electricity for so many years because life out here can be hard,” said Phyllis Littlefoot,

of Tonalea, Ariz., who waited 13 years for electricity. “Now that we have power, we can go fresh food shopping for a week at a time.”

The success of the pilot project paved the path for Light Up Navajo II. The 2020 goal to connect 300 families, again with help from communities from across the United States who will contribute 48 crews donating time and labor to the project.

“This project is a goodwill effort to bring reliable lighting and refrigeration to Navajo customers, and to make way for other services such as running water and cellular/internet communications,” Haase said. “Overall, our goal with the pilot project was to inspire, and that inspiration led to nationwide participation.”



“It became a meaningful, life changing project—not only for the families but for the visiting volunteers as well,” he said. “Families witnessed that other parts of America do care and sent their teams to help us out.”



NTUA receives additional funding to complete water infrastructure improvement for new water treatment facility

The proposed Lower Greasewood Water Treatment Plant project moved closer to completion after NTUA and the U.S. Department of Agriculture (USDA) finalized signatures in December 2019 for funding that will ensure the completion of



the project. When it's finished, the project will improve water quality and services for the Lower Greasewood region, including the Dilkon, Whitecone, Indian Wells, and Cornfields area.

The USDA is providing the funding through its Water and Waste Disposal Loan and Grant program. The funds can be used for drinking water, storm water drainage and waste disposal systems in rural communities with 10,000 or fewer residents.

The NTUA Lower Greasewood Project includes water supply, storage system, pumping system and piping and control valve facilities. Additional water supply is required which includes the drilling of a new well, construction of a water treatment plant, restoring the Lower Greasewood tank to service, and constructing a well house in Lower Greasewood

Overall water treatment facility is expected to cost \$14.1 million, including \$6,337,000 in grants from the USDA, \$1,500,000 in grants from the Environmental Protection Agency, and a NTUA contribution of \$6,263,000 (a \$4,383,000 USDA loan, a \$1,220,000 Sihasin loan, and \$660,000 to cover the remaining project cost).

This project is the result of NTUA being able to leverage funds to qualify for outside low-interest loans, which is why it was critically important to increase the NTUA debt ceiling limit. Without outside funding, this project would have been placed on hold for an undetermined amount of time. Construction on the project is expected to be completed by April 2021.

NTUA helps support the NN through paying Sales and Construction Taxes

As a not-for-profit tribal enterprise, NTUA strictly adheres to the Navajo Procurement/Purchasing Preference and submits tax payment to the Navajo Nation every quarter based on revenues generated for utility consumption. The taxes that NTUA pays cover the 6 percent Navajo Nation sales tax or the applicable Certified Chapter/Township tax rate. NTUA also pays the Navajo Nation 6 percent on any construction project and mandates that material and equipment be delivered to locations on Navajo so that the applicable sales tax is paid on that material and equipment. In support of Navajo Nation businesses, NTUA utility crews are encouraged to fuel up units at stations located on the Nation, resulting in \$300,000 to \$500,000 spent each month on fuel.

After 60 years - NTUA builds new Headquarters



In the spring of 2019, NTUA finance, engineering, water, wastewater treatment, human resources, information technology, and executive management departments moved under one roof. Before the new building, NTUA headquarters was located in a building built in the early 1960s. The project build started in the fall of 2016 and was more than 300 – started moving in Feb. 2019. A cafeteria was added to allow staff to remain on campus during lunch hours. By consolidating offices NTUA saves time and operates more efficiently.

From this



Water Systems and Water Well monitoring throughout service territory

Navajo Tribal Utility Authority
An Enterprise of the Navajo Nation

2018 Annual Water Quality Report

Fort Defiance, Hunter's Point, Navajo and Window Rock
NTUA Annual Water Quality Report - Public Water System ID# NN0403000
Calendar Year 2018

Consumer Confidence Report 2018

The Navajo Tribal Utility Authority (NTUA) operates and maintains the public water system within your community. NTUA has created the Consumer Confidence Report to ensure our customers are informed and satisfied with the quality of the water they receive. This report provides information about your public water, such as the type of water service, water quality objectives, general health effects, and governing laws, rules, and regulations. With water being an essential part of our lives, NTUA continues to ensure the protection and quality of public water service to our community.

NTUA's Mission...
To provide safe, reliable and affordable utility services that meet or exceed customer expectations.

Your Water Source...
The Navajo Nation does not have natural surface water. The majority of communities served by this public water system are supplied with water from wells. Water from natural sources is treated to meet drinking water standards. Surface water is treated to become potable water. Surface water is treated to become potable water. Surface water is treated to become potable water. Surface water is treated to become potable water.

General Information...
This report is for the public to read. It is intended to inform the public about the quality of the water they receive. It is not intended to be used as a legal document. It is not intended to be used as a legal document. It is not intended to be used as a legal document.

Why are there contaminants in my drinking water?
The presence of contaminants does not necessarily indicate that water poses a health risk. Many naturally occurring substances are present in drinking water. Some of these substances are naturally occurring in the water source. Some are added to the water during the treatment process. Some are added to the water during the distribution process. Some are added to the water during the distribution process.

Microbiological Testing
The Navajo Tribal Utility Authority (NTUA) is required to monitor the quality of the water it supplies to its customers. This report provides information about the results of these tests.

Safe Drinking Water Act...
The Safe Drinking Water Act (SDWA) is a federal law that requires public water systems to provide safe drinking water to their customers. The SDWA requires public water systems to monitor the quality of the water they supply to their customers. The SDWA requires public water systems to monitor the quality of the water they supply to their customers.

Do I need to take special precautions?
Some people may be more susceptible to contaminants in drinking water than others. These people include: pregnant women, infants and young children, the elderly, and people with weakened immune systems. These people should take special precautions to protect their health. These people should take special precautions to protect their health.

Where does my water come from?
The water comes from 10 ground water wells. The water comes from 10 ground water wells. The water comes from 10 ground water wells. The water comes from 10 ground water wells.

What is being done by the utility?
The Navajo Tribal Utility Authority (NTUA) is committed to providing safe and reliable drinking water to its customers. The NTUA is committed to providing safe and reliable drinking water to its customers. The NTUA is committed to providing safe and reliable drinking water to its customers.

Water Quality Table

Contaminant	Unit	Maximum Contaminant Level (MCL)	Maximum Contaminant Level Goal (MCLG)	Whether the Utility is in Compliance
Asbestos	mg/L	0.1	0.01	Yes
Bacteria	CFU/100 mL	500	0	Yes
Calcium	mg/L	75	75	Yes
Chlorine	mg/L	4.0	4.0	Yes
Chlorine Dioxide	mg/L	0.8	0.8	Yes
Copper	mg/L	1.3	1.3	Yes
Fluoride	mg/L	4.0	4.0	Yes
Iron	mg/L	3.0	3.0	Yes
Lead	mg/L	0.01	0.01	Yes
Manganese	mg/L	0.30	0.30	Yes
Nitrate	mg/L	10	10	Yes
Nitrite	mg/L	1.0	1.0	Yes
Radon	mg/L	5	5	Yes
Selenium	mg/L	0.07	0.07	Yes
Sulfate	mg/L	250	250	Yes
Total Dissolved Solids	mg/L	500	500	Yes
Total Hardness	mg/L	300	300	Yes
Total Suspended Solids	mg/L	5	5	Yes
Turbidity	NTU	1.0	1.0	Yes
Uranium	mg/L	0.30	0.30	Yes
Volatile Organic Compounds (VOCs)	mg/L	0.1	0.1	Yes
Trihalomethanes (THMs)	mg/L	0.1	0.1	Yes

For Additional Information...
Visit our public water system website for more information. Visit our public water system website for more information. Visit our public water system website for more information.

water. NTUA conducts and analyzes routine water tests on all NTUA maintained and operated water system(s).

On an annual basis, the SDWA requires NTUA to inform customers of the quality of their drinking water. NTUA meets this federal requirement by issuing a Consumer Confidence Report (CCR) every July. These CCR's serve as a summary of the previous year's water quality; in short, the CCR is like a "Report Card".

Starting in January, the NTUA Environmental Compliance and Laboratory Department reviews all the previous year's bacteriological, chemical, and radiochemical sampling data for 90 water systems. If there was a positive result of bacteriological contaminants at a water system or an exceedance of an MCL (Maximum Contaminant Level), it is reported in this CCR. NTUA also explains the health effects of these contaminants. Copies of these reports are available on the website - www.ntua.com

NTUA distributes water from regional wells for most of the Navajo Nation, except where water is purchased from Farmington, N.M., for northern Navajo communities and the city of Page, Arizona, for some western Navajo communities.

NTUA adheres to the federal Safe Drinking Water Act (SDWA). NTUA is required to monitor public water supplied systems on a monthly basis for bacteriological contaminants, and quarterly or annually for chemical and radiochemical contaminants in drinking

Choice NTUA Wireless Broadband Expands and Reaches More Communities

It was another good year for Choice NTUA Wireless as the goal to provide high speed internet and mobile phone services continues to grow. The increase was largely due to word of mouth, or customers/residents sharing news that their areas now have broadband. While broadband numbers multiplied, Choice NTUAW also focused on improving mobile phone devices and expanding coverage.

After three years of not being able to break the 1,200 broadband customer plateau, 2019 ended with approximately 4,000 customers. During the year, Choice NTUAW also installed CBRS (Citizens Broadband Radio Service) in some areas, which improved service speeds and allowed for higher capacity. The overall strategy includes finding broadband solutions for small businesses, tribal offices, government agencies, enterprises, schools, colleges, hospitals, health care providers and public safety entities.



Choice NTUA Wireless focused on Tele-Medicine Communication Advances

NTUA Wireless worked closely with St. Michaels Clinic to create a high-speed fiber optic internet to transfer ultrasound scans. This allows for early detection of diabetes and peripheral artery disease (PAD). The clinic was able to work with the physicians at Modern Vascular and together they developed a treatment plan for patients. Left untreated, diabetes can lead to PAD, decreased blood flow to feet and limbs, and eventually require amputations.

In addition to ultrasound scans and onsite lab work, the St. Michaels Clinic is also working to set up video calling via Skype for people to talk with their doctors in Phoenix or Flagstaff.



The ability to telecommunicate led the St. Michaels Clinic's sister clinic in Sanders, Ariz., to sign up for internet service with NTUAW. Because NTUAW provides a fiber-optic solution with unlimited bandwidth, the St. Michaels Clinic is able to work with doctors in Phoenix and Flagstaff to bring these health care services to the Navajo Nation.

Choice NTUAW Sets up Service for registering Voters in San Juan County Utah

Choice NTUA Wireless was recognized for Outstanding Service to communities by the National Competitive Carrier Association. The award is for delivering broadband to several locations to help Navajo residents in San Juan County, Utah, register to vote. The end result was that for the first time in



history, The majority of the San Juan County Commissioners elected are Navajo Nation citizens.

The project started when the Navajo Nation Human Rights Commission approached Choice NTUAW to explain the voting registration challenges faced by Utah Navajo residents. The commission planned a series of voter registration events to get the Navajo residents of San Juan County re-registered. One of the requirements was for the commission to have access to broadband and Google Earth.

At the time there was no broadband access at any of the venues where 12 of the registration events were to take place. With only one day notice, Choice NTUAW went to each venue and installed free broadband and WiFi so residents could get registered. Technicians were stationed at each event to make sure there were no issues with the service. Services like this are why Choice NTUA Wireless was created.



Michael Prior, CEO and Velena Tsosie, DGM-NTUAW

Scholarship program welcomes Choice NTUA & ATN as partners awarding \$178,000 in 2019

NTUA proudly announced \$174,000 in 2019-2020 scholarship awards for college/university bound students. That includes a \$20,000 contribution from Choice NTUA Wireless (NTUAW) and ATN International, Inc. (ATN). Each year NTUA offers Navajo students an opportunity to apply for scholarships for fields of study related to the multi-service utility industry. This year NTUA welcomed new partners – NTUAW and ATN. Combined, this new partnership will award 90 students.

The scholarship program has always been a solid commitment Choice NTUA Wireless and ATN understood enough to join by giving back and helping families support their children who are seeking to advance their educational endeavors.

This year, the NTUA Scholarship program awarded 90 students out of 171 applicants. The regular award is up to \$2,000 distributed over two semesters, while the enhanced award is \$2,500 and includes a paid internship with NTUA.

Total NTUA Scholarship Awarded \$1.5 million in 12 years to 792 students

In the past 12 years, NTUA has awarded \$1.5 million equaling 792 scholarships. NTUA awarded college scholarships for students interested in fields of study related to the utility industry, including engineering, business management, chemistry, information technology and accounting/finance. NTUA encourages students to apply each year with the hope that students consider returning to the tribal enterprise upon completion. NTUA also offers college students internships to give them hands-on experience in the utility industry.

NTUA SCHOLARSHIP AWARDS			
2010	\$118,500 for 81 students	2015	\$110,450 for 82 students
2011	\$89,250 for 80 students	2016	\$143,500 for 83 students
2012	\$87,750 for 55 students	2017	\$139,250 for 74 students
2013	\$80,000 for 46 students	2018	\$137,500 for 73 students
2014	\$67,750 for 43 students	2019	\$178,500 for 90 students
Total Scholarship Awards provided in 2008-2019:		\$ 1,234,200.00	
Total Internships provided in 2008-2019 for 73 students:		\$ 295,000.00	
Overall NTUA Educational Investment from 2008 - 2019:			
\$1,529,200.00			

High School Sportsmanship Awards honor student dedication on and off the Basketball courts

NTUA and partner Choice NTUA Wireless continue to spell out the meaning of Sportsmanship by honoring regional athletes during the regional playoff season. The goal of the NTUA Sportsmanship Award is to enrich athletes, encouraging them to place academics high and be role models on and off the court. Selections are based on teacher/coach nominations. Students must maintain a high GPA and must demonstrate integrity at their schools and communities. The awards are presented at regional and district playoffs before thousands of basketball fans.



Customer Appreciation Days & Chapter Outreach

During the mid-year, district offices open their doors to spend a day with customers during Customer Appreciation Days. This event allows customers to meet the people who provide utility services. Throughout the year, NTUA districts also meet with customers during community meetings called Customer Outreach. The gatherings are part of an overall customer education program to generate and foster a better understanding of NTUA and its operations.



Extending helping Hands to communities and public events

Employees respect the Navajo teaching known as Ke' and are prepared to help as part of our community involvement. Employees participate in a variety of events and other fund-raising activities, which often results in volunteerism. When people say Ahe'hee' to our employees, we know it expresses deep gratitude. We accept that appreciation knowing it's part of our mission to help support communities. At NTUA we believe in community; therefore, we are community. This has always been our way at NTUA.



Holiday Military Care Packages sent to Military Personnel

Every holiday season, the Human Resources Division organizes the campaign, and fill the packages of non-perishable supplies to send to military personnel stationed throughout the world. In 2019, the HR team packaged and sent 48 Holiday Care Packages to military service personnel serving either stateside and throughout the world. The packages went to 13 states and 8 countries, such as - Afghanistan, South Korea, Africa, Japan, Kuwait, Italy, and Germany.

"Good afternoon!
I would just like to extend my sincere gratitude to you & your staff. My son received his Military Care Package today & it made his day. I am most definite that all military service men & women who receive your Care package are just as thrilled & excited to receive one.

Thank you for hosting this for our precious family members serving to protect us. Ahehee!!!!"

- from a Proud Military Mom

Navajo Tribal Utility Authority

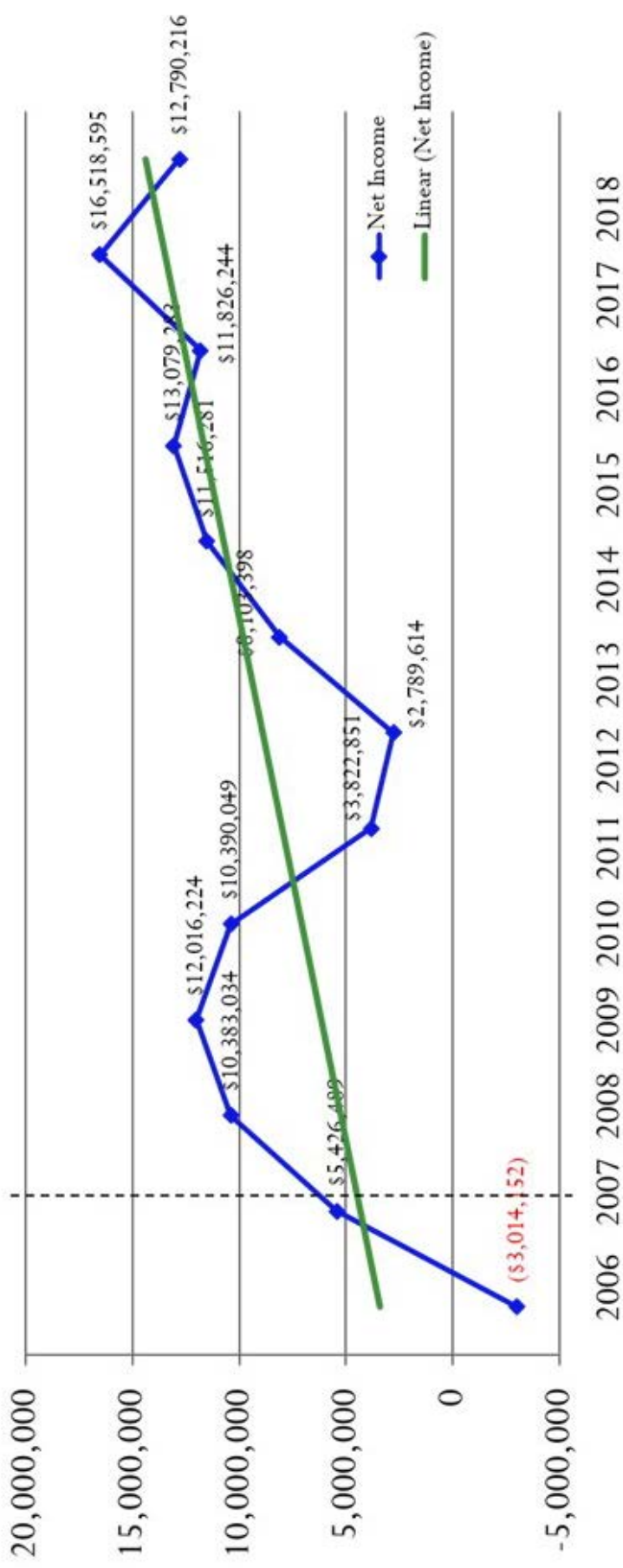
An Enterprise of the Navajo Nation

2019/2020 Financials



NTUA Financial Summary

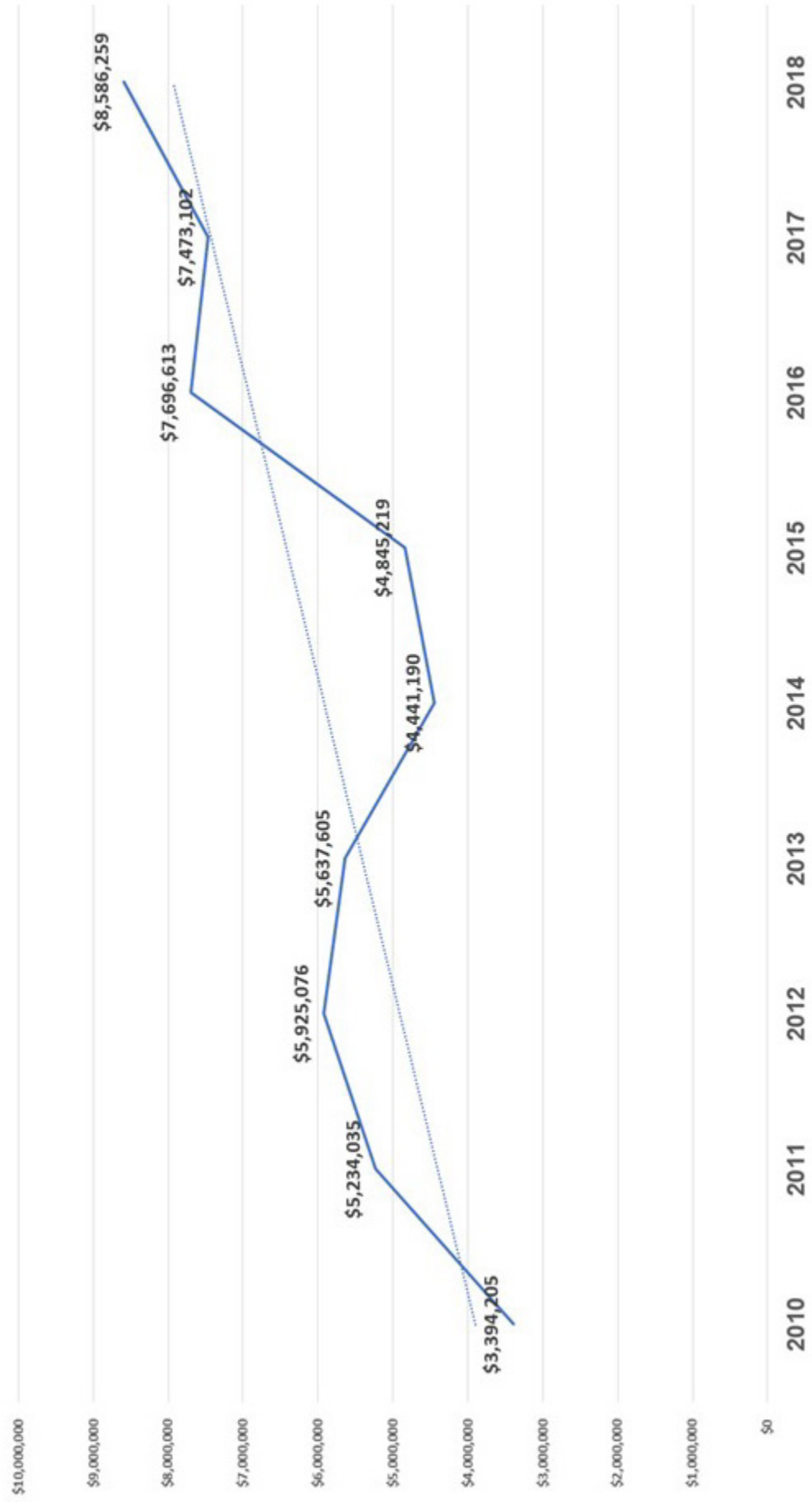
NTUA 12 Year Audited Financial Statements: Net Position



**2019 numbers not available until formal audit

NTUA Does Pay Navajo Nation Taxes

(NOT INCLUDING TAXES PAID BY NTUA CONTRACTORS & VENDORS)



NAVAJO TRIBAL UTILITY AUTHORITY
(A Navajo Nation Enterprise)

Statements of Revenues, Expenses, and Changes in Net Position
Years ended December 31, 2018 and 2017

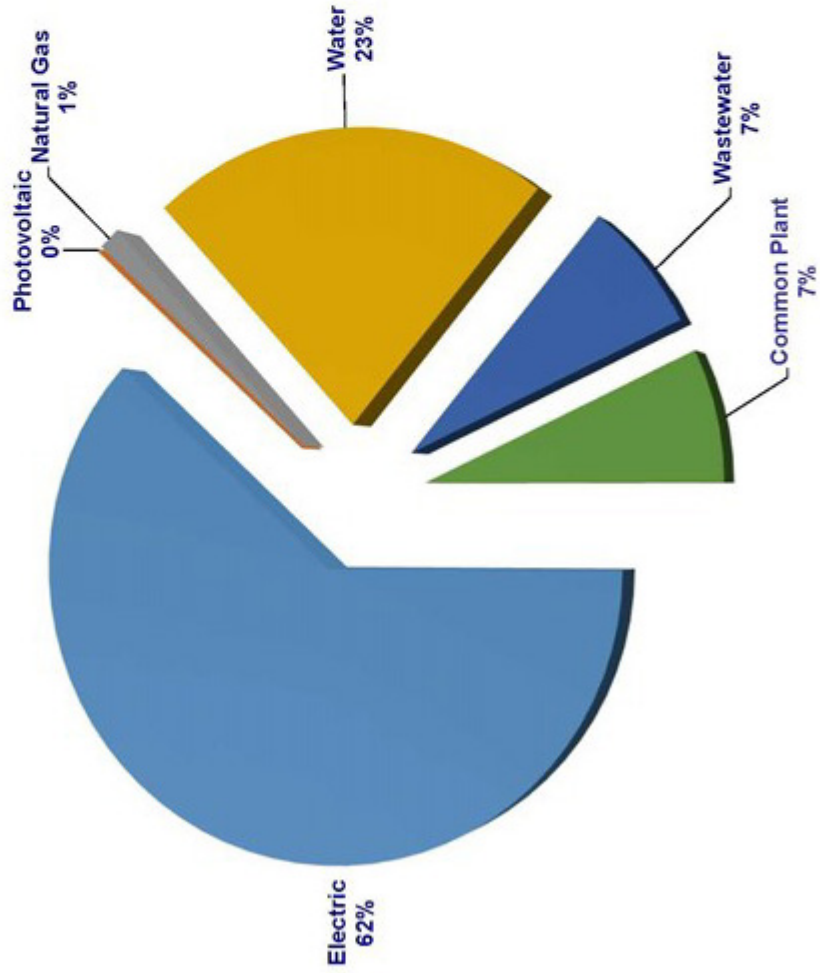
	2018	2017
Operating revenues:		
Electric	\$ 101,251,691	85,367,876
Gas	10,994,416	13,219,893
Water	20,643,460	19,930,652
Other	9,973,406	7,843,657
Wastewater	4,677,675	4,591,864
Photovoltaic	193,956	193,164
Gross operating revenues	147,734,604	131,147,106
Less (recovery of) provision for bad debts	(118,021)	121,746
Total operating revenues, net	147,852,625	131,025,360
Operating expenses:		
Electricity, gas, and water purchased for resale	53,567,644	45,309,108
Operation and maintenance	25,757,509	24,379,751
Administrative and general	24,733,692	22,284,190
Customer accounts and sales	3,471,628	3,046,952
Provision for depreciation and amortization	26,230,170	23,444,888
Total operating expenses	133,760,643	118,464,889
Operating income	14,091,982	12,560,471
Nonoperating revenues (expenses):		
Interest expense	(9,270,133)	(6,784,360)
Decrease in fair value of investments	(14,437)	(57,179)
Merchandising, jobbing, and contract work, net	292,164	75,704
Allowance for funds used during construction	53,032	253,850
Other, net	884,540	344,422
Investment and interest income	4,309,411	4,184,737
Income from investment in joint venture	2,443,657	5,940,951
Total nonoperating revenues (expenses)	(1,301,766)	3,958,125
Change in net position	12,790,216	16,518,596
Net position at beginning of year	180,079,100	163,560,504
Net position at end of year	\$ 192,869,316	180,079,100

NAVAJO TRIBAL UTILITY AUTHORITY
(A Navajo Nation Enterprise)

Revenues, Expenses, and Changes in Net Position Data by Type of Service
Year ended December 31, 2018

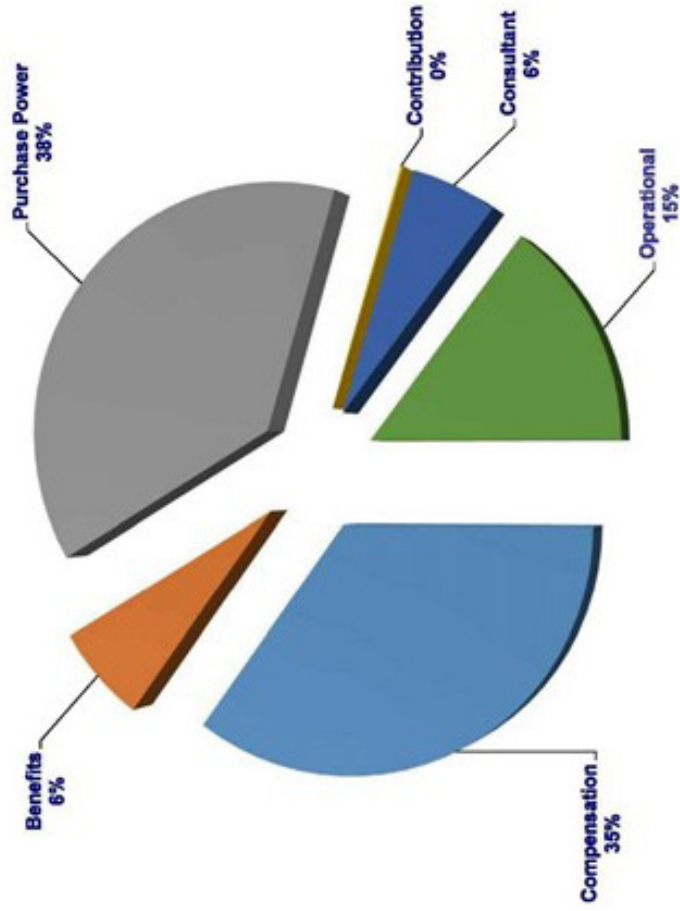
	Electric	Gas	Water	Wastewater	PV	Total
Gross operating revenues	\$ 111,225,097	10,994,416	20,643,460	4,677,675	193,956	147,734,604
Recovery of bad debt	65,502	9,442	32,361	9,465	1,251	118,021
Total operating revenues, net	111,290,599	11,003,858	20,675,821	4,687,140	195,207	147,852,625
Operating expenses:						
Electricity, gas, and water purchased for resale	48,509,649	3,928,901	1,129,094	—	—	53,567,644
Operation and maintenance	12,432,772	2,658,616	8,574,549	1,714,649	376,923	25,757,509
Administrative and general	13,551,074	2,014,879	6,888,830	2,012,474	266,435	24,733,692
Customer accounts and sales	1,711,916	271,012	1,127,523	334,577	26,600	3,471,628
Provision for depreciation and amortization	18,213,455	1,228,976	4,630,334	1,633,976	523,429	26,230,170
Total operating expenses	94,418,866	10,102,394	22,350,330	5,695,676	1,193,387	133,760,643
Operating income (loss)	16,871,733	901,474	(1,674,509)	(1,008,536)	(998,180)	14,091,982
Nonoperating revenues (expenses):						
Interest expense	(7,633,558)	(100,678)	(785,858)	(740,850)	(9,189)	(9,270,133)
Decrease in fair value of investments	94,224	(102,675)	(6,030)	78	(34)	(14,437)
Merchandising, jobbing, and contract work, net	119,094	(20,598)	93,529	104,076	(3,937)	292,164
Allowance for funds used during construction	44,437	4,031	3,975	520	69	53,032
Other, net	1,522,503	(353,670)	(44,361)	(155,063)	(84,869)	884,540
Investment and interest income	2,471,572	62,459	921,987	853,084	309	4,309,411
Income from investment in joint venture	2,443,657	—	—	—	—	2,443,657
Total nonoperating revenues (expenses)	(938,071)	(511,131)	183,242	61,845	(97,651)	(1,301,766)
Change in net position	15,933,662	390,343	(1,491,267)	(946,691)	(1,095,831)	12,790,216
Net position at beginning of year	69,346,094	16,732,749	69,754,288	23,901,993	343,976	180,079,100
Change in working capital provided by (to) other services	(2,602,641)	(2,170,227)	(2,356,519)	4,961,915	2,167,472	—
Net position at end of year	\$ 82,677,115	14,952,865	65,906,502	27,917,217	1,415,617	192,869,316

2020 Total Capital Budget



Budget Code	Total
Electric	\$ 122,523,694
Photovoltaic	\$ 285,000
Natural Gas	\$ 2,554,088
Water	\$ 44,513,530
Wastewater	\$ 13,916,760
Common Plant	\$ 13,994,206
Total	\$ 197,787,278

2020 Total O&M Budget



Budget Code	Total
Compensation	\$ 55,314,995
Benefits	\$ 10,222,862
Purchase Power	\$ 60,393,000
Contribution	\$ 256,100
Consultant	\$ 8,968,320
Operational	\$ 23,263,479
Total	\$ 158,418,756

Regional Utility Rates Comparison – as of December 31, 2019

	Residential						Tax Rates
	Electric Summer kWh	Electric Winter kWh	Gas Summer Therms	Gas Winter Therms	Water 5/8" Meter Gallons	Waste Wtr 5/8" Meter Gallons	
Average NTUA Usage	390	580	20	65	4,400	4,400	
NTUA	\$ 34.61	\$ 48.67	\$ 16.63	\$ 37.72	\$ 31.75	\$ 17.06	6.0%
Page	33.24	46.39	16.87	32.32	17.42	28.58	7.3%
Farmington	45.79	64.81	23.65	50.18	18.00	17.17	8.3%
Gallup	46.92	69.21	23.65	50.18	29.89	20.38	6.7%
Flagstaff	42.90	58.00	16.87	32.32	34.10	20.55	9.4%
Winslow (Tuba City)	42.90	58.00	16.87	32.32	27.76	34.17	7.3%
Blanding, UT	46.07	65.48	17.80	57.85	27.00	22.50	3.6%
Jemez Mountain (Torreon)	53.55	72.81					6.0%
Cont Divide (Crownpoint)	60.55	78.60					6.0%
RMP - Utah (Aneth - subject to RMP Rates until 2021)	40.51	60.77					6.0%

Average Rates \$ 44.70 \$ 62.27 \$ 18.90 \$ 41.84 \$ 26.56 \$ 22.92

Navajo Tribal Utility Authority
An Enterprise of the Navajo Nation

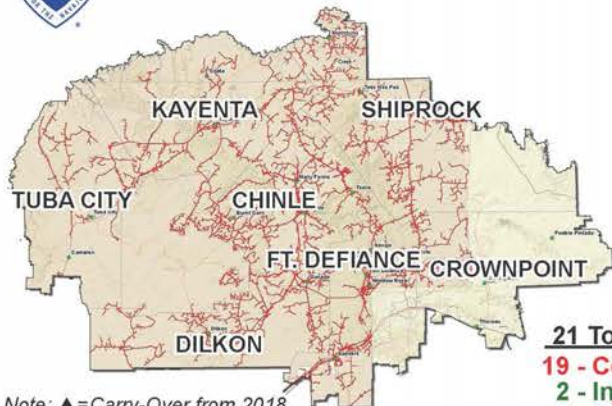
2019 Year End
**Utility
Construction
Projects**



Navajo Tribal Utility Authority - Electric Systems Division



2019 COMMUNITY POWER LINE PROJECTS



Note: ▲ = Carry-Over from 2018

21 Total Projects:
19 - Complete
2 - In Progress
0 - Pending

PROJECTS:
 20 Projects, 140 Families
 and 59.64 Miles of Line
BUDGET: \$5,718,394.48

INITIAL TARGET:
 5 Projects, 20 Families and
 5.13 Miles of Line
INITIAL BUDGET
 \$636,346.47

CHINLE

Total Families: 38
 Sub-Total: \$1,575,190.83

LOCATION	FAMILIES
▲ Black Mesa North Valley	24
Many Farms Scattered	7
▲ Tsaile/Wheatfields Scattered	7

FORT DEFIANCE

Total Families: 6
 Sub-Total: \$222,833.77

LOCATION	FAMILIES
▲ Coyote Canyon Scattered	1
▲ Lupton Scattered	5

SHIPROCK

Total Families: 34
 Sub-Total: \$1,222,980.77

LOCATION	FAMILIES
Aneth Scattered (Phase IIA)	15
Aneth Scattered (Phase III)	2
Aneth Scattered (Phase III)	1
▲ Teec Nos Pos Garcia Camp	5
▲ Teec Nos Pos Scattered	6
▲ Red Mesa Scattered	3
Two Grey Hills Scattered	2

DILKON

Total Families: 22
 Sub-Total: \$1,258,622.61

LOCATION	FAMILIES
Indian Wells Scattered	3
▲ Klagetoh Salt Springs	10
▲ Leupp Long/Thompson	5
Teesto Scattered	4

KAYENTA

Total Families: 40
 Sub-Total: \$1,438,766.50

LOCATION	FAMILIES
▲ Inscription House Scattered	2
▲ Kayenta Scattered	1
Mexican Water RMP Scattered	11
Navajo Mountain Rainbow Plateau	17
▲ Navajo Mountain Scattered	9

TUBA CITY

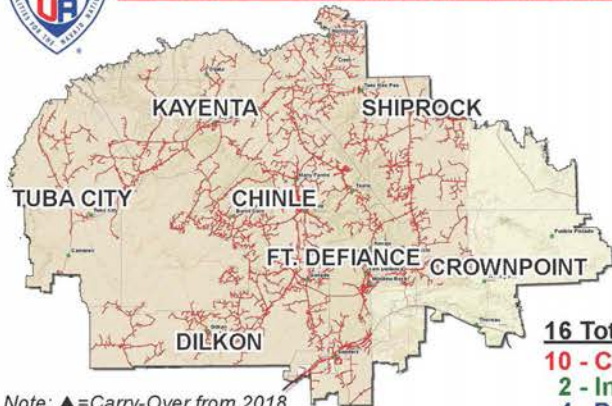
Total Families:
 Sub-Total:

LOCATION	FAMILIES
----------	----------

Navajo Tribal Utility Authority - Electric Systems Division



2019 COMMERCIAL POWER LINE PROJECTS



Note: ▲=Carry-Over from 2018

16 Total Projects:
10 - Complete
2 - In Progress
4 - Pending

PROJECTS:
 16 Projects, 14 Customers
 15 Miles of Line

BUDGET:
 \$3,991,351.06

INITIAL TARGET:
 11 Projects, 10 Customers
INITIAL BUDGET
 \$942,285.44

CHINLE

Total Customers: 3
 Sub-Total: \$98,897.21

LOCATION	FAMILIES
▲ OEHE NA-07Q-09 1 Lukachukai Solenoid Vault	
OEHE NA-06-D32/Q39 1 Many Farms PhII Booster	
NTU Chinle Campus 1 20,00 SqFt. Building	

FORT DEFIANCE

Total Customers: 1
 Sub-Total: \$21,324.63

LOCATION	FAMILIES
▲ OEHE NA-07-D35 1 St. Michaels Booster Station	

SHIPROCK

Total Customers: 3
 Sub-Total: \$27,756.69

LOCATION	FAMILIES
▲ Montezuma Creek 1 Elementary School Gym	
▲ OEHE NA-17-W16 1 Red Valley Watering Point	
OEHE NA-17-W20 1 Shiprock lift Station	

DILKON

Total Customers: 3
 Sub-Total: \$2,937,375.60

LOCATION	FAMILIES
Birdsprings 1 Little Singer School	
▲ Little Singer School Temp. Svc (Existing School)	
▲ Little Singer School 2 Temp. Svc (Job Trailers))	
Little Singer School 1 (on site)	

KAYENTA

Total Customers: 3
 Sub-Total: \$823,637.23

LOCATION	FAMILIES
▲ ADOT Shonto Streetlighting ... 1	
▲ OEHE NA-12-Z62/E11 Upgrade 1-Ph to 3-Ph Stepdown Substation	
▲ OEHE NA-12-Z62/E11 1 Manymules Booster Station	
▲ OEHE NA-12-Z62/E11 1-Ph to 3 Ph Conversion	
▲ OEHE NA-13-XB4 1 Garnet Ridge Booster Station	

TUBA CITY

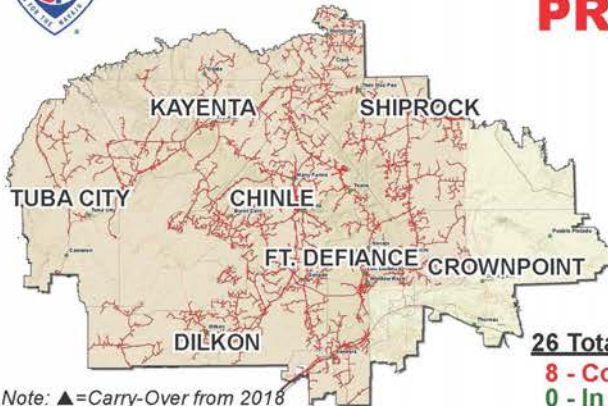
Total Customers:
 Sub-Total:

LOCATION	FAMILIES
----------	----------

Navajo Tribal Utility Authority - Electric Systems Division



2019 NAVAJO HOUSING AUTHORITY PROJECTS



Note: ▲=Carry-Over from 2018

26 Total Projects:
8 - Complete
0 - In Progress
18 - Pending

PROJECTS:
 26 Projects
 157 Families
BUDGET: \$628,456.59

INITIAL TARGET:
 17 Projects, 113 Families
INITIAL BUDGET
 \$359,062.50

CHINLE

Total Families: 3
 Sub-Total: \$49,897.74

LOCATION	FAMILIES
▲ Ganado Scattered	2
▲ Nazlini Scattered	1

FORT DEFIANCE

Total Families: 46
 Sub-Total: \$73,236.11

LOCATION	FAMILIES
▲ Window Rock AZ 12-57 (Modernization) - Ph II	45
▲ Lupton Scattered	1

SHIPROCK

Total Families: 20
 Sub-Total: \$167,668.70

LOCATION	FAMILIES
Beclabito Scattered	1
▲ Newcomb NM15-45 (Modernization)	10
Nenahnezad Veteran Scattered	2
▲ Nenahnezad Scattered	1
Sanostee Scattered	1
Shiprock Scattered	4
Tecnospos Scattered	1

DILKON

Total Families: 21
 Sub-Total: \$84,205.14

LOCATION	FAMILIES
▲ Dilcon Scattered	1
▲ Klagetoh AZ 12-932 (Modernization)	20

KAYENTA

Total Families: 26
 Sub-Total: \$18,610.84

LOCATION	FAMILIES
▲ Kayenta AZ12-113	25
Navajo Mountain Scattered	1

TUBA CITY

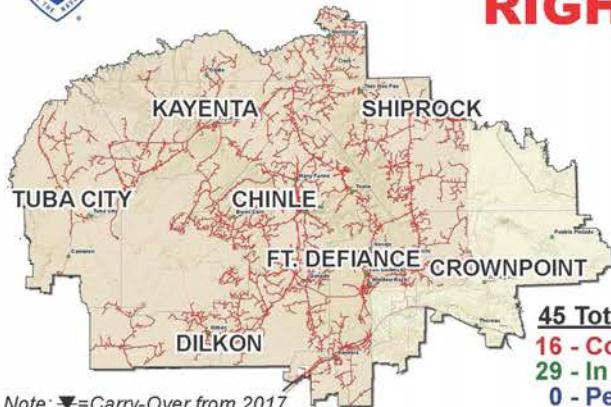
Total Families: 41
 Sub-Total: \$234,838.06

LOCATION	FAMILIES
Bodayway / Gap FBFA Scattered	1
▲ Coppermine FBFA Scattered	1
Kaibeto A212-182C	36
Tuba City FBFA Scattered	1
▲ Tuba City Veteran Scattered	1
Cedar Ridge FBFA	1

Navajo Tribal Utility Authority - Electric Systems Division



2019 COMMUNITY POWER LINE PROJECTS RIGHT-OF-WAY



45 Total Projects:
 16 - Complete
 29 - In Progress
 0 - Pending

Note: ▼=Carry-Over from 2017
 ▲=Carry-Over from 2018

PROJECTS:

45 Projects, 564 Families and
 289.19 Miles of Line

BUDGET: \$3,506,257.32

INITIAL TARGET:

34 Projects, 439 Families and
 228.37 Miles of Line

INITIAL BUDGET

\$2,806,901.00

CHINLE

Total Families: 87
 Sub-Total: \$554,957.56

LOCATION	FAMILIES
▲ Kinlichee Da'Ni'zhil Gai - Ph III	9
▲ Kinlichee Upper Wood Springs	8
▼ Many Farms Scattered - Ph I	5
▼ Tselani/Cottonwood Scattered	5
Tselani/Cottonwood East Scattered	3
▲ Tselani/Cottonwood East-Ph I	8
▲ Tselani/Cottonwood East-Ph II	10
▲ Many Farms Scattered-Ph II	6
Tsaile/Wheatfields Horseshoe Canyon	26
Many Farms Scattered-Ph III	7

DILKON

Total Families: 122
 Sub-Total: \$968,418.16

LOCATION	FAMILIES
▲ Birdsprings Ph III	12
▲ Dilkon John's Draw Greasewood Springs Antelope Trail	24
▼ Indian Wells Salt Seep Springs	10
▲ Indian Wells Scattered	5
▲ Klagetoh Salt Springs South	9
▲ Leupp North Grand Falls	25
▲ Teesto Scattered	4
▲ Wide Ruins Boggy Lake Whitecone Scattered	7
	5

FORT DEFIANCE

Total Families: 27
 Sub-Total: \$157,447.08

LOCATION	FAMILIES
▼ Houck Scattered	6
▲ Tohatchi Red Willow Farm	1
Tohatchi Scattered Ph III	4
Sawmill Scattered	7
Tse'si'Ani' (Lupton) Scattered	9

KAYENTA

Total Families: 177
 Sub-Total: \$833,089.37

LOCATION	FAMILIES
▲ Chilchinbeto Asaayi/Down Trail	20
▼ Navajo Mountain Rainbow Plateau	17
▲ Navajo Mountain Scattered	9
▼ Oljato Scattered	1
▼ Shonto South - Phase II	49
▼ Ts'ah Bii Kin Electrification Initiative	32
Kayenta CombRidge/El Capitan	24
Dennehotso Scattered	25

SHIPROCK

Total Families: 73
 Sub-Total: \$631,254.34

LOCATION	FAMILIES
▼ Aneth RMP Scattered	6
▲ Aneth Scattered -Phase II	26
▲ Aneth Scattered - Phase III	5
▼ Teec Nos Pos Scattered	6
▼ Teec Nos Pos Four Corners Monument	1
Teec Nos Pos North Hwy 160	26
Two Grey Hills Scattered	2
Sweetwater 3 Ph Chapter Complex	1

TUBA CITY

Total Families: 78
 Sub-Total: \$361,090.81

LOCATION	FAMILIES
▼ Kaibeto Scattered (No.2)	18
▲ Kaibeto Scattered (No.1)	27
▼ Tonalea Wildcat Peak - Phase II	23
▲ Coppermine Scattered - Phase V	10

Navajo Tribal Utility Authority - Natural Gas Division



2019 NATURAL GAS CONSTRUCTION RESIDENTIAL

Customer Funded



Note: ▲=Carry-Over from 2018

167 Total Families:
115 - Complete
6 - In Progress
45 - Pending
1 - ROW

PROJECTS: as of 11/23/2019

167 Families

BUDGET: \$332,208.68

COMPLETE: \$232,517.19

INITIAL TARGET:

78 Families as of 1/1/2019

INITIAL BUDGET: \$157,326.35

CARRY OVER: \$157,326.35

CHINLE

Total Families: 6
 Sub-Total: \$24,064.42

LOCATION	CUSTOMERS
Chinle Hospital	6
Housing	

DILKON

Total Families: 0
 Sub-Total: \$0

LOCATION	CUSTOMERS
----------	-----------

KAYENTA

Total Families: 15
 Sub-Total: \$61,967.79

LOCATION	CUSTOMERS
▲ Kayenta NHA	15
AZ 12-73	

TUBA CITY

Total Families:
 Sub-Total: \$0

LOCATION	CUSTOMERS
----------	-----------

CROWNPOINT

Total Families: 0
 Sub-Total: \$0

LOCATION	CUSTOMERS
----------	-----------

FORT DEFIANCE

Total Families: 137
 Sub-Total: \$216,521.56

LOCATION	CUSTOMERS
Fort Defiance	37
AZ 12-302 Modernization	
Nolen Nelson	1
Window Rock	54
AZ 12-57 Modernization Phase 2	
▲ Window Rock	45
AZ 12-57 Modernization Phase 3	

SHIPROCK

Total Families: 9
 Sub-Total: \$29,654.91

LOCATION	CUSTOMERS
▲ Shiprock NHA	9
NM 15-41C Phase 2	

Navajo Tribal Utility Authority - Natural Gas Division



2019 NATURAL GAS CONSTRUCTION COMMERCIAL

Customer Funded



Note: ▲=Carry-Over from 2018

11 Total Projects:
8 - Complete
2 - In Progress
1 - Pending
0 - ROW

PROJECTS:

11 Customers as of 12/31/2019

BUDGET: \$365,940.78

COMPLETE: \$93,761.75

INITIAL TARGET:

3 Customers as of 1/1/2019

INITIAL BUDGET: \$35,494.28

CARRY OVER: \$31,686.12

CHINLE

Total Families: 1

Sub-Total: \$111,512.01

LOCATION	CUSTOMERS
NTU	1

DILKON

Total Families: 1

Sub-Total: \$16,245.44

LOCATION	CUSTOMERS
Greasewood Springs..	1
School Retirement	

KAYENTA

Total Families: 2

Sub-Total: \$141,797.74

LOCATION	CUSTOMERS
KUSD	1
Business Center	
Sonic Drive-In	1

TUBA CITY

Total Families: 2

Sub-Total: \$51,124.00

LOCATION	CUSTOMERS
▲Tuba City NHA	1
** Housing Management Office	
Tuba City Laundromat	1
Barney Enterprises	

** Mainline complete, pending building construction.

CROWNPOINT

Total Families: 2

Sub-Total: \$19,413.60

LOCATION	CUSTOMERS
Crownpoint NTU	1
Veterinary Clinic	
Crownpoint	1
Wellness Center	

FORT DEFIANCE

Total Families: 0

Sub-Total: \$0

LOCATION	CUSTOMERS
----------	-----------

SHIPROCK

Total Families: 3

Sub-Total: \$25,847.99

LOCATION	CUSTOMERS
IHS Gas Line	1
Reroute	
▲Shiprock-Nonprofit	1
Housing Community Center	
SGS Navajo Mine	1
Laboratory Facility	

Navajo Tribal Utility Authority - Natural Gas Division

2019 NATURAL GAS CONSTRUCTION - CIP

Capital Improvement Projects - NTUA Funded



Note: ▲=Carry-Over from 2018

21 Total Projects:

- 4 - Complete
- 6 - In Progress
- 4 - Pending
- 7 - ROW

PROJECTS:

21 Projects as of 12/31/2019

BUDGET: \$461,388.92

COMPLETE: \$176,828.16

INITIAL TARGET:

11 Projects as of 1/1/2019

INITIAL BUDGET: \$313,177.65

CARRY OVER: \$234,315.01

CHINLE

Total Projects: 0

Sub-Total: \$0

LOCATION	CUSTOMERS
----------	-----------

DILKON

Total Projects: 1

Sub-Total: \$25,900.00

LOCATION	CUSTOMERS
----------	-----------

- ▲ Leupp School.....1
- Regulator Replacement

KAYENTA

Total Projects: 0

Sub-Total: \$0

LOCATION	CUSTOMERS
----------	-----------

TUBA CITY

Total Projects: 1

Sub-Total: \$16,871.00

LOCATION	CUSTOMERS
----------	-----------

- Tuba City1
- ROW Cleanup
- Right-of-Way

CROWNPOINT

Total Projects: 1

Sub-Total: \$36,269.00

LOCATION	CUSTOMERS
----------	-----------

- Crownpoint1
- Exposed Pipeline

FORT DEFIANCE

Total Projects: 12

Sub-Total: \$164,541.55

LOCATION	CUSTOMERS
----------	-----------

- ▲ Chuska1
- Line Replacement
- Chuska School Dorm..1
- Regulator Replacement
- Chuska School Gyn....1
- Regulator Replacement
- Fort Defiance1
- Conoco Reg Station
- ▲ Fort Defiance to1
- Navajo Exposed Pipe Spans
- Hunter's Point.....1
- Regulator Replacement
- Navajo Pine1
- Regulator Replacement
- NTUA HQ Gas1
- Admin Gas
- NTUA Homes.....2
- 1823 and 1824
- NTUA HQ and UOC....2

SHIPROCK

Total Projects: 6

Sub-Total: \$71,259.00

LOCATION	CUSTOMERS
----------	-----------

- ▲ Shiprock Emergency ..1
- Reroute
- ▲ Southern Trail1
- Interconn NAPI Block 3
- ▲ Southern Trail1
- Interconn NAPI Site 371
- ▲ Southern Trail1
- Interconnection
- SR Interconnection
- ▲ Southern Trail1
- Interconnection
- Milagro Interconnection ROW
- ▲ Southern Trail1
- Interconnection
- Material Yard ROW

Navajo Tribal Utility Authority

2019 W/WW ENGINEERING DEPARTMENT Water Capital Projects Year End



129 Total Projects:
19 - Complete
60 - In Progress
50 - Pending

PROJECTS: 129 Project
BUDGET: \$35,427,595

INITIAL TARGET: 102 Projects
INITIAL BUDGET: \$32,615,537

Note: ▲=Carry-Over from 2018

CHINLE

Total: 20, Sub-Total: \$8,971,650

LOCATION	PROJECTS
Chilchinbeto	1
White Mesa booster w/building & elec	
Chinle WTP Ph II	1
Chinle -Garcia BS PRV w/ Vault	1
Chinle Head Start -SLWL 2"	1
Chinle Nursing home SLWL 8"	1
Chinle N27, N7, N105	1
WL Road Crossing PVC Steel Casing	
Cottonwood	1
Booster w/building & elec serv.	
Ganado Re-Chlorination	3
NTU Classroom WL 6", 8"	1
Hard Rock PRV w/Vault	4
Kinlichee replace controls	1
Lower Greasewood WTP	1
Nazlini	1
Booster w/building & elec serv.	
Kinlinchee PRV w/Vault	1
Tselina South Tank PVC	1

CROWNPOINT

Total: 17, Sub-Total: \$1,212,910

LOCATION	PROJECTS
Crownpoint Wellness Center	1
6" WL Construction	
Crownpoint Watering Point	1
Counselor @Nickle Mesa	2
Replace PVC Line Erosion	
Huerfano, PRV w/vaults	3
Mariano Lake BIA N11 Xing 6"4"2"	1
Nageezi PRVs w/valts 5 ea	5
Pinedale BIA N7054 Xing 6"4"2"	1
South Ojo Encino -PRV w/Vault	1
Thoreau	1
Repl controls wells, booster & tank	
Thoreau JW Camp	1
Booster w/building & elec serv.	

DILKON

Total: 13, Sub-Total: \$9,790,045

LOCATION	PROJECTS
Bird Springs BIA N71 Xing	1
Little Singer School SLWL 2"	1
Lower Greasewood -Water Point	1
Lower Greasewood -WTP	1
Lupp -PRVs w/vault 5 ea	5
Tolani Lake	1
Booster w/building & elec	
Twin Arrows -Tower 5820	1
White Cone	1
Booster w/building & elec	
Twin Arrows	
Travel Plaza	1

FORT DEFIANCE

Total: 22, Sub-Total: \$3,369,769

LOCATION	PROJECTS
Crystal NM Rt 9603	1
Fort Defiance	3
-Buell Park Well 1 & 2 upgrade	
-Replace AC with D.I.	
Houck	1
Replace Controls well, booster tanks	
Lupton	1
Replace/install tank controls	
MCRD County Road 55	3
-WL Road Crossing PVC Steel Casing	
-Navajo AZ, BIA Rt N2007	4
NTUA HQ Building SLWL 8"	1
NTUA Housing, SLWL 2"-1"	3
Sanders	1
-Park Estates Water Systems	
Slick Rock A1	1
-upgrades, controls, SCADA, building and electrical system	
Slick Rock A2	1
-upgrades, controls, SCADA, building and electrical system	
Twin Lakes upgrade	1
Window Rock circle Dr upgrade	1

KAYENTA

Total: 8, Sub-Total: \$816,340

LOCATION	PROJECTS
Chilchinbeto	1
-Yellowhair booster w/building & elec.	

Dennehotso	1
Well Upgrade existing control system	
Dessert Meadows, SLWL 8"	1
Halchita	1
upgrade water treatment plant	
Halchita	1
Water Line Tie-in Bore Well	
Kayenta Well#3	1
-Replace well control	
Kaibeto N6331/N21-3A	1
-WL Road Crossing	
Shonto Well	1
-Replace well control	

RED MESA

Total: 10, Sub-Total: \$2,542,021

LOCATION	PROJECTS
Aneth	4
-Water Treatment Plant	
-Upgrade PRV w/vault	
-Upgrade PRV & AV w/plumbing	
-NHA Tie in	
Beclabito Booster #3	1
Remove existing underground booster pump w/automatic tank and install new pump	
East of Sweetwater WL bore	1
Montezuma Creek	2
Treatment Plant for Well 1, 2 & 3	
TecNospos AZ PVRs w/vaults	2

SHIPROCK

Total: 21, Sub-Total: \$3,082,800

LOCATION	PROJECTS
Cove	2
-N. Pump house PRV w/Vault	
-PRV w/Vault Dorothy Joe	
Beclabito PRVs w/valts 3ea	3
Burnham HWY 371	1
Chlorine inj building with elec serv	
DZ (8 mi of tank site)	1
Chlorine inj building with elec serv	

Oaksprings, RT63	1
PRV w/Vault	
Rattlesnake	2
-Booster w/building & elec serv.	
-Chlorine inj building with elec serv	
NAPI Bore 300' HDPE	1
Shiprock	7/1
-Farm A-Lillie Joe -PVC pipe, gate valve	
-Farm B-Silas Camp - PVC and PE	
-Farm B -S. Lawrence Gamenez	
-PE pipe, curb stop	
-Frankin Village -PE w/meter can	
-East Gallup PVC pipe, gate valve casing	
-Express Store-PE Pipe, Curb stop	
-Cortez Tank	
Toadleana PRV's w/vault	1
Upper Fruitland	1
ARV's w/vault & tap	

TUBA CITY

Total: 7, Sub-Total: \$62,192

LOCATION	PROJECTS
Hard Rock PRV w/Vaults	4
Tuba City Health Care, SLWL 2"	2
Tuba City WWTP	1

NAVAJO NATION

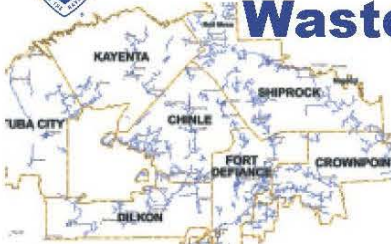
Total: 11, Sub-Total: \$2,397,000

LOCATION	PROJECTS
-Valve replacements	
-New/existing res. Water meter	
-10 master meter w/vaults	
-Replace 50 existing well meters with new SCADA/AMI meters	
-Major replacements of water system components	
-Replace/Repair RTU at var locations	
-Storm damage replacement of Water system components	
-Storm damage replacement of Water control system components	
-Replacement various types of pump/ motors w/in water system	
-Storage Tank Renovations	
-Well renovations	

as of 12/31/2019 by
A. Toledo

Navajo Tribal Utility Authority

2019 W/WW ENGINEERING DEPARTMENT Wastewater Capital Projects Year End



Note: ▲=Carry-Over from 2018

PROJECTS: 53 Project

BUDGET: \$17,663,334

53 Total Projects:

15 - Complete
24 - In Progress
14 - Pending

INITIAL TARGET: 38 Projects

INITIAL BUDGET: \$14,388,526

CHINLE

Total: 13, Sub-Total: \$6,055,000

LOCATION	PROJECTS
Chinle	1
Flow Capacity Expansion	
Chinle Head Start, SLWWL 4"	1
Chinle WWTP Lift Station	1
Chinle Lagoon PS&D	1
Chinle Nursing Home SLWWL 8"	1
Chinle WWTP	1
-Inf/Eff flow meter w/pars flume repl	
Chinle N27, N7, N105	1
-WWL Road Crossing PVC Steel Casing	
Ganado Total Retention	1
Ganado WWTP	1
-Inf/Eff flow meter w/pars flume repl	
Many Farms WWTP Lift Station	1
NTU Classroom SLWWL 4", 8"	1
Pinon	1
-Total Retention Expansion	
Pinon WWTP	1
-inf/Eff flow meter w/pars flume rep	

DILKON

Total: 2, Sub-Total: \$260,000

LOCATION	PROJECTS
Navajo AZ	1
WWTP Lift Station	
Twin Arrows Travel Plaza	1
-SL 6", 8"	

KAYENTA

Total: 5, Sub-Total: \$1,500,000

LOCATION	PROJECTS
Kayenta WWTP	1
- Inf/ Eff flow meters with parshall-flume replacement- NPDES permit Req.	
HWY 163 ADOT	1
10" SL Steel Casing Lowering	
Desert Meadows, SLWWL 8"	1
Shonto, WWTP Lift Station	1
Kayenta Headworks	1

TUBA CITY

Total: 7, Sub-Total: \$2,050,000

LOCATION	PROJECTS
Coalmine	1
-WWTP Liftstation Wet Well, Pumps, Controls SCADA & Gen	
Lechee	1
-WWTP Liftstation Wet Well, Pumps, Controls SCADA & Gen	
Tuba City	3
-WWTP	
-WWTP Inf/ Efflow meters with parshall flume replacement- NPDES permit Req.	
-400' of 18" steel Bridge wash crossing, LEAKING.	
TC Health Care	2
-SLWWL4	

CROWNPOINT

Total: 4, Sub-Total: \$260,600

LOCATION	PROJECTS
Iyanbito	1
-WWTP liftstation wet well, controls -SCADA & Gen.	
Jones Ranch Lagoon	1
-Replacing 360' of Perimeter Fence	
Pindale Lagoon	1
-Install Perimeter Fence	
Crownpoint Wellness Center	1
-8" Sewer Line	

FORT DEFIANCE

Total: 9, Sub-Total: \$363,280

LOCATION	PROJECTS
Coyote Canyon	1
-WWTP Liftstation Wet Well, Pumps, -Controls SCADA & Gen	
Fort Defiance	1
-1800' of 8" DI Bridge wash crossing, 60' of 8' BI Pipe w/ 4 MH (PE&D)	
Window Rock	1
-WRWWPT	
NTUA HQ Building	1
-SLWWL 8"	
NTUA Housing	3
SLWWL 4" - 8"	
Red Rock	1
Berms around lagoon	
Sawmill	1
-WWTP Liftstation Wet Well, Pumps, Controls SCADA & Gen	

SHIPROCK


Total: 8, Sub-Total: \$5,475,000

LOCATION	PROJECTS
Shiprock	3/8
-WWTP phase 1	
-WWTP Repairs	
-WWTP Inf/ Efflow meters with parshall flume replacement- NPDES permit Req.	
-WWTP Drying sludge bed valves	
-WWTP Purchase new valves for the drying beds	
-Digester Sludge pump	
-High lift pump influent wetwell pump	
-VFD for existing river liftstation	

NAVAJO NATION

Total: 5, Sub-Total: \$1,320,000

LOCATION	PROJECTS
-Sewer Collection Cleaning	
-Miscellaneous wastewater systems components	
-Storm Damage replacement of waste-water systems	
-Replacement of various types of pump/motors	
-24 ea. Lagoon Fence & Gate replacement. 12,000' and 5 gates	



Contact List

Navajo Tribal Utility Authority An Enterprise of the Navajo Nation

www.ntua.com • 928-729-5721 • 1-800-528-5011

HEADQUARTERS

P.O. Box 170, Fort Defiance, Arizona 86504

Telephone Number: 928-729-5721

Toll Free: 1-800-528-5011

Fax Number: 928-729-2135

www.ntua.com

- General Manager Walter W. Haase, P.E.
- General Counsel Arash Moalemi
- General Manager – *Choice NTUA Wireless*..... Clyde Casciato
- Deputy General Manager Rex Kontz
- Assistant Manager/DGM Office Rayni Nelson
- Deputy General Manager-EISD Srinivasa Venigalla
- Chief Financial Officer Thomas Nelson
- Deputy Chief Financial Officer Gerard Curley
- Communication System Manager Neil Broyles
- Electric Systems Director Lester Lee
- Government and Public Affairs Manager Deenise Becenti
- Human Resources Manager Rowena Benally
- IT Manager Savoy Yazzie
- Transportation & Equipment Manager Bryno Shirley

Chinle District Office

P.O. Box 549, Chinle, Arizona 86503

- Acting District Manager Jonathan Curley
- Office Supervisor Tomasita Clarke
- Field Superintendent Alfred Dugi
- Customer Service Supervisor Rhonda Lomakema

Crownpoint District Office

P.O. Box 1825, Crownpoint, New Mexico 87313

- District Manager Paula Hoylan
- Office Supervisor Andrea Nez
- Field Superintendent Carlton Nez
- Customer Service Supervisor *Vacant*

Office Hours

District: 7:00 a.m. to 6:00 p.m. (Mon.-Thu.)

7:00 a.m. to 5:00 p.m. (Fri.)

Sub-offices: 8:00 a.m. to 5:00 p.m. (Mon.-Fri.)

After Hours Outage Reporting - Utility Operations Center : 1-800-528-5011

Dilkon District Office

HC 63 Box D, Winslow, Arizona 86047

- Acting District Manager Gary Monroe
- Office Supervisor Annelita Spencer
- Acting Field Superintendent Isabelle Lang
- Customer Service Supervisor Elizabeth Yazzie

Fort Defiance District Office

P.O. Box 587, Fort Defiance, Arizona 86504

- District Manager Paula Holyan
- Office Supervisor Ilene Noble
- Field Superintendent Wendell Damon
- Customer Service Supervisor Cecelia Largo-Nez

Kayenta District Office

P.O. Box 37, Kayenta, Arizona 86033

- District Manager Vircyntia Charley
- Office Supervisor Renee Sands
- Field Superintendent Melissa Parrish
- Customer Service Supervisor Patricia Watchman

Red Mesa Sub-Office

P.O. Box 1749, Shiprock, New Mexico 87420

- District Manager Dale Luna

Shiprock District Office

P.O. Box 1749, Shiprock, New Mexico 87420


- District Manager Wilfred Franklin, Jr.
- Office Supervisor Louise Benallie
- Field Superintendent Herbert Beyale, Jr.
- Customer Service Supervisor Natissa Johnson


Tuba City District Office

P.O. Box 398, Tuba City, Arizona 86045

- District Manager Alicia Richards
- Office Supervisor Gaylda Tso
- Field Superintendent Chester Whiterock
- Customer Service Supervisor Brandon J. Begay

www.ntua.com

Navajo Tribal Utility Authority is also on 



Navajo Tribal Utility Authority

An Enterprise of the Navajo Nation

2020

January *The Thawing of Snow*
Yasnilt'ees

Sunday	Monday	Tuesday	Wednesday	Thursday	Friday	Saturday
			1 <small>New Year's Day NTUA CLOSED</small>	2	3	4
5	6	7	8	9	10	11
12	13	14	15	16	17	18
19 <small>Martin Luther King, Jr. Day NTUA CLOSED</small>	20	21	22	23	24	25
26	27	28	29	30	31	

February *Birth of English*
Atsabyi'áázh

Sunday	Monday	Tuesday	Wednesday	Thursday	Friday	Saturday
						1
	2	3	4	5	6	7
8 <small>Groundhog Day</small>	9	10	11	12	13	14
15	16	17	18	19	20 <small>Valentine's Day</small>	21
22	23 <small>Presidents' Day</small>	24	25	26	27	28
29						

March *First Day of English*
Wóózhch'íídd

Sunday	Monday	Tuesday	Wednesday	Thursday	Friday	Saturday
1	2	3	4	5	6	7
8	9	10	11	12	13	14
15 <small>Daylight Saving Time Begins</small>	16	17	18	19	20	21
22	23	24 <small>St. Patrick's Day</small>	25 <small>Natural Gas Utility Workers Day</small>	26	27	28
29	30	31				

April *Growth of Early Plant Life*
T'ááchil

Sunday	Monday	Tuesday	Wednesday	Thursday	Friday	Saturday
			1	2	3	4
5	6	7	8	9	10	11
12	13	14	15	16	17	18
19 <small>Easter</small>	20	21	22 <small>Tax Day</small>	23	24	25 <small>National Lineman Appreciation Day</small>
26	27	28	29	30		

May *Big Leaves*
T'ááts'oh

Sunday	Monday	Tuesday	Wednesday	Thursday	Friday	Saturday
					1	2
3	4	5	6	7	8	9
10	11	12	13	14 <small>National Day of Prayer</small>	15 <small>NN Police Officer Day</small>	16
17 <small>Mother's Day</small>	18	19	20	21	22	23 <small>Armed Forces Day</small>
24	25	26	27	28	29	30
31 <small>Memorial Day NTUA CLOSED</small>						

June *Planting of Early Crops*
Ya'ishj'ááshch'íí

Sunday	Monday	Tuesday	Wednesday	Thursday	Friday	Saturday
	1 <small>NN Memorial Day NTUA CLOSED</small>	2	3	4	5	6
7	8	9	10	11	12	13
14	15	16	17	18	19	20
21 <small>Flag Day</small>	22	23	24	25	26	27
28	29	30				

July *Planting of Late Crops*
Ya'ishj'áástsoh

Sunday	Monday	Tuesday	Wednesday	Thursday	Friday	Saturday
			1	2	3	4
5	6	7	8	9	10	11
12	13	14	15	16	17	18
19	20	21	22	23	24	25
26	27	28	29	30	31	

August *Harvesting of Early Crops*
Bin'an't'áástsoh

Sunday	Monday	Tuesday	Wednesday	Thursday	Friday	Saturday
						1
2	3	4	5	6	7	8
9	10	11	12	13	14	15
16	17	18	19	20	21	22
23	24	25	26	27	28	29
30	31					

September *Harvesting of Late Crops*
Bin'an't'áástsoh

Sunday	Monday	Tuesday	Wednesday	Thursday	Friday	Saturday
		1	2	3	4	5
6	7	8	9	10	11	12
13	14 <small>Labor Day NTUA CLOSED</small>	15	16	17	18	19
20 <small>Grandparents Day</small>	21	22	23	24	25	26
27	28	29	30			

October *Separation of Seasons*
Gh'ááji'

Sunday	Monday	Tuesday	Wednesday	Thursday	Friday	Saturday
				1	2	3
4	5	6	7	8	9	10
11	12	13	14	15	16	17
18 <small>NN Indigenous Day</small>	19	20	21	22	23	24
25	26	27	28	29	30	31

November *Small Harvest*
Nilch'its'ósi

Sunday	Monday	Tuesday	Wednesday	Thursday	Friday	Saturday
						1
2	3	4	5	6	7	8
9	10	11	12	13	14	15
16	17	18 <small>Wetmore Day NTUA CLOSED</small>	19	20	21	22
23	24	25	26	27	28	29
30						

December *Big Harvest*
Nilch'its'oh

Sunday	Monday	Tuesday	Wednesday	Thursday	Friday	Saturday
						1
2	3	4	5	6	7	8
9	10	11	12	13	14	15
16	17	18	19	20	21	22
23	24	25	26	27	28	29
30	31					

☎ Communications ☎ Electric ☎ Natural Gas ☎ Renewable Energy ☎ Wastewater ☎ Water ☎

P.O. Box 170, Fort Defiance, Arizona 86504

928-729-5721 ☎ 1-800-528-5011 ☎ www.ntua.com ☎ f ☎ t

Navajo Tribal Utility Authority Office Locations

☎ Chinle ☎ Crownpoint ☎ Dilkón ☎ Fort Defiance ☎ Kayenta ☎ Nageezi ☎ Shiprock ☎ Red Mesa ☎ Tuba City ☎



Navajo Tribal Utility Authority
An Enterprise of the Navajo Nation

www.ntua.com

