

# Navajo Tribal Utility Authority

A Proud Enterprise of the Navajo Nation



## 2023 Progress Report

### Utilities:

- Communications
  - Electric
  - Natural Gas
- Renewable Energy Generation
  - Residential Solar
  - Water
  - Wastewater

### Region Served:

- Northern Arizona
- Northwestern New Mexico
- Southeastern Utah

### Service Area:

- 27,000 square miles





## 64 Years of NTUA Growth & Performance Continues

Greetings,

I hope you had a wonderful holiday season with those who are dearest to you. May 2024 be filled with happiness, prosperity, and many blessings for you and your families.

As in past years, I would like to share with you our major achievements and accomplishments in this 2023 Progress Report. The Navajo Tribal Utility Authority was established on the primary principle to improve the quality of life for the people who reside on the Navajo Nation. I have personally challenged myself to always look for opportunities to increase and strengthen the business operations of NTUA, while creating new avenues to build and to expand upon the foundation on which it was created in 1959.

By new opportunities, I mean to help create new jobs and enhance the health and welfare of Navajo Nation residents. I am proud to say that 2023 was another year of meaningful progress.

None of this would be possible without the dedication of our 850+ employees. Our workforce is dedicated to building multi-utility infrastructure that will benefit families waiting for utility services.

Every member of our staff has an active role in this effort. They are aware of and strive to exceed in meeting our mission which is to provide safe, reliable, and affordable utility services that exceed our customers' expectations.

This 2023 Progress Report illustrates some of our major projects and initiatives, including the grand opening of the largest renewable energy generation facility on the Navajo Nation, as well as the progress of the Light Up Navajo electrification project and the growth of the mutual aid training initiative. In addition, the report highlights the expansion of NTUA communications and Choice NTUA Wireless (NTUAW).

I look forward to another year of working with the 25th Navajo Nation Council to fulfill the multi-utility needs of the Navajo Nation. I pledge that our progress will continue, and more families will receive utility connections. I also invite you to be a part of our progression as we continue to build and to provide life-essential infrastructure for people and communities throughout the Navajo Nation.

On behalf of our Management Board and staff members, I send you our best wishes for the New Year. My team and I will remain focused on doing the right thing. This journey, our journey, will move forward for future generations. I am privileged to be part of it. It is my honor to serve the Great Navajo Nation

Sincerely,

Sincerely,

A handwritten signature in black ink, appearing to read "Walter W. Haase". The signature is fluid and cursive, with the first name being more prominent.

Walter W. Haase, P.E.  
General Manager  
Navajo Tribal Utility Authority





## NTUA VISION

Enhancing our customers' lives through excellent utility services

## NTUA MISSION

To provide safe, reliable, and affordable utility services that exceed our customers' expectations'

### Defunded and ARPA set the pace for 2023

On March 11, 2021, the American Rescue Plan Act of 2021 (ARPA) was signed into law. ARPA's Corona-virus State Fiscal Recovery Fund and the Coronavirus Local Fiscal Recovery Fund (Fiscal Recovery Funds). The funding was intended to build and strengthen infrastructure, such as water, wastewater, and broadband utilities in unserved and underserved communities, and to mitigate and contain the spread of COVID-19, as well as respond to the health, social and economic impacts of COVID-19 suffered by residents and businesses.

In 2023, NTUA multi-utility crews throughout the region worked to connect electric and water to homes that met Navajo Nation requirements, including having an approved homesite lease. NTUA sent periodic updates to Navajo Nation leadership, providing details on the progress of infrastructure projects that were funded. NTUA separated the utility construction projects into two sections – Defunded CARES Act projects and APRA II Projects. These updates are also available for public review on the NTUA website.

### APRA II Reports

On June 30, 2022, the 24th Navajo Nation Council approved Legislation No. 0086-22 that appropriated \$1,070,298,67 of American Rescue Plan Act (ARPA) funding. The legislation was signed into law on July 15, 2022, becoming NN Resolution No. CJN-29-22.

Under CJN 29-22 the Navajo Nation allocated, among other projects, ninety-six million four hundred thousand dollars (\$96,400,000) for Connecting Homes to Electricity Projects, and two hundred forty-six million, four hundred fifteen thousand, three hundred thirty-eight dollars (\$246,415,338) for various Water and Wastewater Projects. The allocations are divided into certain Expenditure Categories that are dictated by the United States Department of Treasury.

ARPA II Report #3  
Utility Construction Projects  
Navajo Nation Resolution No. CJN-29-22

ARPA II Report #4  
Utility Construction Projects  
Navajo Nation Resolution No. CJN-29-22

### Defunded CARES Act (DCA)

DCA projects were initially funded under the 2020 Navajo Nation CARES Act Fund but were later defunded as the Navajo Nation's deadline for the completion of these projects neared, prompting the Navajo Nation to recall the funds and reallocate the unspent funds to the Navajo Nation Hardship Assistance Expenditure Plan. When the Navajo Nation received funding for APRA, legislation was approved to refund the projects that were defunded. This legislation was approved and signed as CJY-41-21. To remain transparent and accountable, the updates were labeled as NTUA Defunded Projects Update.





## Red Mesa Solar Generation Facility Opens



The Red Mesa Tapaha Solar Project facility is the first solar energy generation facility of its kind in the Navajo Nation. It is an export facility, and it is the first time that a Navajo-owned, Navajo-Nation based solar renewable energy project is generating electricity to be sold to outside communities.

This project represents a major paradigm shift. Instead of Navajo dollars leaving the Navajo Nation, outside communities are “buying Navajo.”

Most of the energy is being sold to Utah Associated Municipal Power Systems (UAMPS), which entered into a power purchase agreement (PPA) with Navajo Tribal Utility Authority Generation Inc. (NTUA-NGI),

a subsidiary NTUA. UAMPS signed the PPA on behalf of members electing to purchase power for 25 years.

The 72 MW facility exports 66 MW to 13 communities in Utah and two power districts in California. The remaining energy is consumed by NTUA customers within the Utah Navajo area.

Construction started with 12 employees working on site preparation and that number of employees increased to 185 at the height of construction. In total, over 330 employees worked to construct the Red Mesa Tapaha Solar Project. Over 90 percent of the employees were of Navajo descent.

Many of the employees also worked

on the construction of the Kayenta Solar Project, and they were happy to be working close to home. The employees also received more than 1,000 hours of on-the-job training for solar facility construction.

The Red Mesa Solar project will also bring much needed utility development to the Utah Navajo area. NTUA powerlines to Red Mesa will allow for more homes to be connected to the electric grid, which allows more waterline extensions from NTUA water systems to be connected to homes. In addition, Mobile and Internet access through NTUA Wireless with increased speed and capacity of mobile phone and broadband networks will be available in the region.

## With Red Mesa Complete, NTUA moves forward with Renewable Energy development

Since 2018, NTUA has been working on renewable energy generation with the purpose of meeting the unmet multi-utility needs of the Navajo Nation. With excess proceeds derived from the project, NTUA's goal is to create new jobs, boost the local economy, keep residential electric rates stable, and extend electricity to the homes without. Once electricity reaches a home, water services and broadband internet can be offered to those homes.



## Red Mesa receives National Award

The Red Mesa Solar project was presented with the 2023 National Energy Innovator award. The award honors utilities that have developed or applied creative, energy-efficient techniques and technologies to their work, to provide better service to electric customers or projects that increase the efficiency of utility operations or resource efficiency. The award was presented by the American Public Power Association (APPA).



## Red Mesa Solar Benefits to the Navajo Nation

The Nation will receive annual lease payments of approximately \$228,500 and at least \$5,706,250 over the life of the project as well as a one-time ROW payment of \$646,686 for the Electric Transmis-

sion required to support the project.

In addition, the Nation received sales tax revenue from the construction of the project. The estimated sales tax collected and provided to the Navajo

Nation because of Red Mesa solar is \$11 million. These revenues help support the Navajo Nation central government functions and a portion of the revenue goes back to support the 110 chapters.

## Cameron Solar project plans continued throughout 2023

In January 2020, Salt River Project Agricultural Improvement and Power District (SRP) issued a request for proposals for solar energy projects located within the Navajo Nation. NTUA-NGI responded to SRP's request for a proposal for a 200MW solar project in the Cameron Chapter. NTUA-NGI proposal proved that a Navajo Nation enterprise is qualified to develop and manage a large-scale renewable energy project as proven by the success of the Kayenta Solar I & II projects. In December 2020, SRP informed NTUA that its proposal was selected for development. The Cameron Solar Project is de-

signed to export electrical energy. A lease was signed in April 2021 for the 200-mw project. A purchase power agreement has been signed for the Salt River Project.

Cameron Solar project will utilize 100 MW of transmission owned by the Navajo Nation and 100 MW of transmission owned by SRP to transmit the electricity to SRP's load centers.

The Cameron Solar Project will bring outside dollars into the NN to help benefit Navajo families and the Navajo Nation government. The new infrastructure required to support this project will allow NTUA to

expand services in the area:

- NTUA powerlines to Cameron allowing for more homes to be connected to the electric grid
- Waterline extensions from NTUA water systems to homes
- Mobile Phone and Internet access through NTUA Wireless

As of December 2023, the design and engineering of substation remains underway, including the Civil design and engineering of solar plant. Delays with construction of solar plant due to interconnection with APS; Project is expected to be completed in 2027.

## Nenahnezad Community approves renewable energy project

The NTUA-NGI team also began groundwork for another renewable energy facility development in Northern Navajo. NTUA-NGI has obtained Chapter supporting resolution and grazing permittee consent for 700 acres of development on the former mine lands. NTUA-NGI obtained a chapter supporting reso-

lution and is working with the Navajo Nation to lease the former mine lands to NTUA for renewable energy development. As of December 31, 2023, NTUA-NGI will begin biological and cultural studies of the 700 acres and plan to acquire additional lands to build out at least 500 mw of solar and additional battery storage.

## NTUA resumes Utility Disconnections in 2023

In May 2023 NTUA ended the temporary moratorium on disconnection and began disconnecting customers for non-payment of utilities. It was a difficult but necessary decision.

NTUA had implemented a temporary disconnection policy in March 2020 to provide immediate relief to customers during the onset of the COVID-19 pandemic. It was supposed to be a short-term fix; however, NTUA left this policy in place for more than three years, as a result, the amount of unpaid bills grew. We therefore made the urgent business decision to resume disconnections for

non-payments.

NTUA strongly encouraged customers to reach out to customer care agents to put together a payment plan to avoid disconnection. Most of the outreach advertising focused on radio advertising to reach the most customers. Over 1,000 radio announcements were placed on regional radio stations. The multi-media campaign (radio & social media) announced that the NTUA was resuming disconnections for non-payment and past due customers were urged to contact NTUA customer service personnel to avoid disconnections.



### Solar Energy Projects create Employment

There have been 619 jobs created to build the 3 solar generation facilities. Over 90 percent of the employee workforce was of Navajo descent.

The NTUA staff worked closely with customers to help manage their accounts, including payment options and payment arrangements. The NTUA staff also made reasonable accommodations for residential electric customers. In addition, the past-due customers were invited to apply for a federally funded utility assistance program. The multi-media campaign ended in September 2023 when the program ended. The program was the result of a successful partnership between NTUA and the Navajo Housing Authority (see story, page 5).



## LUN IV brings over two dozen outside electric companies to the Navajo Nation



Light Up Navajo was created from conversations between General Manager Walter Haase and members of the American Public Power Association (APPA). When GM Haase was chairman of APPA and spoke at various APPA conferences and events. During his speeches, he shared NTUA's challenges of extending electricity to rural customers.

Utility representatives and electric linemen were astonished to hear that thousands of families in the United States had been living without basic access electricity.

"Understanding that there were families living without basic access to electricity, utility companies decided they were going to help make a difference," NTUA General Manager Walter Haase said. "With the financial support of their communities, they sent crews to the Navajo Nation to ease the burden for families without electricity."

In 2023, NTUA welcomed 176 volunteer line workers for Light Up Navajo IV (LUN IV). They arrived early April and the last team finished in mid-July. Collectively, combined NTUA and visiting teams connected 159 families to the electric grid. There were 26 outside utilities from 16 different states.

Since the first initiative in 2019, Light Up Navajo families have been plugging in basic appliances, making coffee or toast at home for the first time ever. Children started the school year with the comfort of studying at home without kerosene lamps, candles, flashlights, or helmets with tiny lights. Families are enjoying the basic modern conveniences like heating, air conditioning, televisions, and refrigerated food.

"This project is a goodwill effort to bring reliable lighting and refrigeration to Navajo customers, and to make way for other services such as running water and cellular/internet communications," Haase said. "Overall, our goal with the pilot project was to inspire, and that inspiration led to nationwide participation. It has become a meaningful, life changing project—not only for the families but for the visiting volunteers as well."





## Mutual Aid Training expands in 2023

The NTUA Mutual Aid Training initiative is in its third year and welcomed Austin Energy and the Los Angeles Department of Water and Power (LADWP). The program is designed to invite outside utility crews to field train on the Navajo Nation. It developed from the Light Up Navajo program that NTUA hosts every year.

In 2023, the homes of 50 families were connected to the electric grid and 35 homes either received house wiring or new meter loop poles set. Once the house wiring was completed, preparations were put in place for electric connection.

NTUA electric line crews were the field trainers as they work with the visiting crews on how to work on a rural electric system, building power lines from scratch.

The visiting utilities pay for their staff time/labor and transportation, including driving their utility trucks to the Navajo Nation. NTUA pays for the materials, equipment, and lodging/meals for the visiting line crews. That was how the partnership has become mutually beneficial – outside crews receive valuable training and families receive electric service for the first time.

Some families showed their gratitude and cooked frybread for the crews, with one family serving lamb/steamed corn stew. They also welcomed the crews to their homesteads and shared stories of the challenges of living without electricity. Their stories are memorable, invaluable, and demonstrate the need to continue doing what is necessary to extend multi-utility services.

It will be another great year for Light Up Navajo and Mutual Aid Training. Most importantly – the countless prayers of over 50 families were answered.



The Los Angeles Department of Water and Project (LADWP) and Austin Energy from Texas participated in the 2023 mutual aid training program. The visiting teams helped to connect 50 homes to the electric grid and 35 homes either received house wiring or new meter loop poles. This was LADWP's 3rd year and Austin Energy's 1st year.



## Utility Assistance Program Partnership provided \$9.8 million for 5,788 past due residential electric customers



In September 2022, NTUA agreed to a partnership with the Navajo Housing Authority (NHA). NHA initially had funding for utility assistance for its residents. It was later determined that this assistance

could be extended to past-due NTUA utility customers. NTUA quickly formulated a comprehensive plan to encourage residential utility customers with overdue bills to apply. This included the organization and hosting of public events for individuals to submit their applications. This federally funded program was intended to relieve past-due customers of financial burdens by requiring them to demonstrate eligibility through paperwork.

In September 2023, the collaborative program concluded with remarkable success. It provided much-needed support to 5,788 families facing utility-related challenges, disbursing a total of \$9,831,144 to cover outstanding bills. This program was specifically designed for past-due utility customers and was facilitated by the submission of applications for one-time assistance.

The achievement highlights the effectiveness of the partnership between NTUA and NHA in addressing the needs of the community and delivering substantial financial relief.



## Choice NTUA Wireless now has 14,500 Broadband/Internet subscribers at the end of 2023

**N**TUA Wireless (NTUAW) has added 3,500 new broadband/internet customers in 2023, increasing the base total to 14,500 customers and growing. Sixty percent (60%) of the customer base represents ACP (Affordable Connectivity Program) eligible customers.

The ACP is a Federal Communications Commission (FCC) benefit program that helps ensure that households can afford the broadband they need for work, school, healthcare and more. The benefit provides a discount of up to \$30 per month toward internet service for eligible households and up to \$75 per month for households on qualifying Tribal lands.

Due to continuous network upgrades and infrastructure improvements in the footprint, NTUAW has been able to provide scalable and reliable broadband internet services leveraging access to a combination of several licensed wireless spectrum assets, including the widely deployed CBRS / 3.5GHz spectrum.

Additionally, in 2023, NTUAW focused efforts on Chapter and Community Outreach as part of this initiative. In 2023, NTUAW was able to reach and give presentations to 65 out of the 110 Chapters, providing valuable information to the communities. NTUAW is planning to expand the Chapter and Community Outreach program by reaching all other Chapters in 2024.



## Emergency Connectivity Fund (ECF) provided broadband services to over 1,000 students on the Navajo Nation

A promotional graphic for the Affordable Connectivity Program (ACP). At the top, it says "USE YOUR BENEFITS" in blue. Below that, it says "See if you qualify for FREE INTERNET through the Affordable Connectivity Program." in black. The background is a chalkboard with various school-related icons and text, including "choice BROADBAND" and "Don't forget your child's greatest tool." At the bottom, it says "Visit your nearest Choice Wireless Representative for details. Or Visit choice-wireless.com/acp" and includes the "choice BROADBAND" logo.

**U**nder the FCC Emergency Connectivity Fund (ECF) program, NTUAW extended broadband services to schools and libraries, providing these facilities with the tools and services they needed to set up their communities for remote learning during the COVID-19 emergency period. The ECF provided relief to millions of students, school staff, and library patrons, helping to close the Homework Gap for students who currently lack necessary Internet access or the devices they need to connect to classrooms. NTUAW leveraged this program and provided broadband services to close to 1,100 students on the Navajo Nation for the 2023 – 2024 academic year. With the student services, NTUAW was also

able to provide Mobile Wi-Fi connectivity to several school buses here on the Navajo Nation.



## NTUA Wireless provided Wi-Fi/DIA Access during the Chinle Community Flooding

In late April of 2023, the residents of Chinle experienced the worst flood in recent history. This flooding caused residential damage, and in some cases permanent life-changing events for the members of the community.

NTUAW stepped up during this crisis and provided temporary pop-up kits for critical and necessary broadband connectivity which supported the command centers day-to-day operations during the flooding and its aftermath.

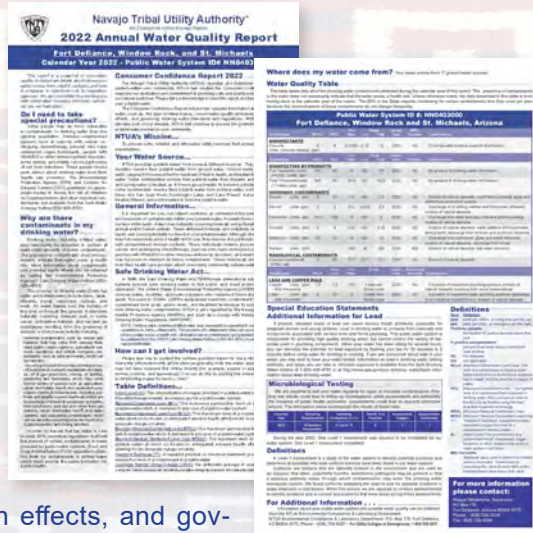
NTUAW was able to provide this service with one of their 3rd party technology partners (Cradlepoint), which provides wireless edge connectivity hardware and software for enterprise and service providers globally. NTUAW also supported and extended Wi-Fi and Direct Internet Access (DIA), for other events throughout the year such as the Navajo Code Talker's Museum Groundbreaking Event, where direct internet services were provided to support the celebration event at Tse Bonito, NM.

Also in 2023, NTUAW also supported the Navajo Veteran's Stand Down & Resource Fair, providing direct internet access throughout the event in Fort Defiance, AZ. Additionally, NTUAW provided Wi-Fi access to 5 locations in the Navajo Nation to the 2023 Apache County Voter's Drive Event.



## Water Systems Reports issued in July, meeting federal deadline.

Following the U.S. Safe Drinking Water act, NTUA prepares and posts for public viewing the Consumer Confidence Reports, which mandates water operators give water users an annual report of their water system. NTUA operates and maintains 94 public water systems throughout the Navajo Nation. These public water systems are monitored to assure drinking water customers that the domestic water supply provided by NTUA meets federal and tribal safe drinking water standards. The Consumer Confidence Report includes data regarding system design, monitoring, and sampling results for the NTUA water systems, include information about the type of water source, recent water quality detections, potential health effects, and governing drinking water standards and regulations. These reports are available and can be reviewed on the NTUA website.



Navajo Tribal Utility Authority

**FREE**

**NATURAL GAS PILOT LIGHTING SERVICE**

As the weather turns colder – The Navajo Tribal Utility Authority wants to help you get ready for the winter heating season.

NTUA is offering a **FREE NATURAL GAS PILOT LIGHTING SERVICE** to all NTUA Natural Gas customers...

**THIS FREE SERVICE WILL BEGIN MONDAY, SEPTEMBER 25<sup>TH</sup> – AND WILL END FRIDAY, OCTOBER 27<sup>TH</sup>**

**APPOINTMENT ONLY**  
NTUA will light your furnace pilot light for our Natural Gas Customers for **FREE**

This service is for **Natural Gas ONLY** and not intended for propane or butane heaters or stoves...

The last day to get your natural gas pilot light for FREE will be Friday, October 27, 2023.

This offer is limited to areas with NTUA Natural Gas service. Please call or log on to the NTUA website for more information.

NTUA is offering a **FREE NATURAL GAS PILOT LIGHTING SERVICE** to all NTUA Natural Gas customers...

**THIS FREE SERVICE WILL BEGIN MONDAY, SEPTEMBER 25<sup>TH</sup> – AND WILL END FRIDAY, OCTOBER 27<sup>TH</sup>**

**APPOINTMENT ONLY**  
NTUA will light your furnace pilot light for our Natural Gas Customers for **FREE**

## Free Natural Gas Pilot Lighting Service

In 2023, NTUA offered a free natural gas pilot lighting service to all NTUA natural gas customers. This service was for natural gas customers, and not intended for propane or butane heaters or stoves. NTUA crews practiced safe distancing and wore masks before entering the homes.



## COMMUNITY OUTREACH: Extending helping hands to communities and public events



Each year, NTUA Employees are prepared to help with community events, following the traditional Navajo teaching of Ke.' Employees participate in a variety of events and other fund-raising activities, which often results in volunteerism. When people say Ahe'hee' to our employees, we know it expresses deep gratitude. We appreciate gratitude knowing it is part of our mission to help support communities. At NTUA we believe in community; therefore, we are community.

## Scholarship & Internship program surpasses \$3 million to support Higher Education

### 2008-2023/24 NTUA Scholarship Awards

NTUA provided over \$3 Million dollars to fund the education of Navajo students that will help to strengthen the future of the Navajo Nation

Total Scholarship Awards 2008-2024: 1,120 students = \$ 1,948,200

Internships 2023: 17 students = \$94,554

Total Internships 2008-2019: 185 students = \$1,028,985\*

\* No Internship Program for 2020, 2021, and 2022 due to the Covid-19 Pandemic

**2023/24 \$144,000 for 72 students awarded for the 2023/2024 academic year**

2022	\$190,000 for 95 students	2015	\$110,450 for 82 students
2021	\$190,000 for 95 students	2014	\$67,750 for 43 students
2020	\$190,000 for 67 students	2013	\$80,000 for 46 students
2019	\$178,500 for 90 students	2012	\$87,750 for 55 students
2018	\$137,250 for 73 Student	2011	\$89,250 for 80 students
2017	\$139,250 for 73 students	2010	\$118,500 for 81 students
2016	\$143,500 for 83 students	2009	\$74,500 for 70 students
		2008	\$7,500 for 15 students

In the past 15 years, NTUA has awarded \$3 million for scholarships and internships – 1,120 in scholarships. Please see chart. In 2023, NTUA opened its doors back up to summer internships, allowing 17 college students on-the-job experience in their fields of study.

NTUA created the college scholarship program for students interested in fields of study related to the utility industry, including engineering, business management, chemistry, information technology and accounting/finance. NTUA does encourage students to apply each year with the hope that students consider returning to the tribal enterprise upon completion.



## High School Sportsmanship Awards honor student dedication on and off the Basketball court

NTUA and partner Choice NTUA Wireless award regional high school athletes with Sportsmanship Awards. The awards are presented during the regional playoff season before hundreds of basketball fans. The goal of the NTUA Sportsmanship Award is to enrich athletes, encouraging them to place academics high and be role models on and off the court. Selections are based on teacher/coach nominations. Students must maintain a high GPA and must demonstrate integrity at their schools and communities.





## NTUA Finance & Accounting Employees form an Outreach team



The NTUA F&A team spent the year taking part in various com-

munity events, including reading and literacy gatherings, the Navajo Nation Easter Family Event, the Navajo Nation Housing Fair, the Outreach Series in Kaibeto, the Fort Defiance Halloween Carnival, and the Navajo Nation Week of the Young Child. Upon invitation, the F&A Outreach team organizes and volunteers to be a part of community events. They consider this community service as well as socially responsible opportunities. They do enjoy their partic-

ipation, which ultimately becomes meaningful and makes a difference at the same time.




## Military Care Packages sent to Military Personnel

Every holiday season, the Human Resources Division organizes the campaign, and fills the packages of non-perishable supplies to send to military personnel stationed throughout the world. As of 9.30.2023, the HR team has received 75 requests from family and friends to send Holiday Care Packages to military service personnel serving either stateside or throughout the world. The packages will be sent to 44 stateside and 31 to countries, such as – Germany, Japan, Europe, Afghanistan, and South Korea.

Below is an excerpt from a service personnel who received a package in December 2022:

*"My name is Amn Benally, Jodie stationed at Thule, AB in Greenland. Today, I received the military care package from NTUA! I couldn't thank you enough for your support and kindness, especially during the holiday season and being away from home. It sure gets hard sometimes but this package definitely made me feel a lot better and stronger that the military members from home are being thought of. Ahe'hee!"*

*- from Amn Benally, Jodie*



## NTUA Apprentice Employees selected as Arizona Outstanding Apprentices

NTUA is immensely proud of three employees who were selected as Outstanding Apprentices in the state of Arizona.

NTUA offers a registered apprenticeship program in which workers train on-the-job – earning wages and doing productive work – while also taking courses to advance to journeyman status.

When employees complete an apprenticeship, they will have valuable work experience and a recognized industry credential that allows them to continue in the field and advance their career over time.

NTUA extends congratulations to Marcus Yazzie, Kayenta Line Maintainer Apprentice, Lionel Benally, Dik Electrician Apprentice, and Alton Yazzie, Headquarters Auto Mechanic Apprentice.

The awards were presented by the AZ Department of Economic Security & the AZ Apprenticeship Advisory Committee. NTUA's outstanding apprentices were joined by other outstanding apprentices representing utilities and companies statewide.





# Navajo Tribal Utility Authority

An Enterprise of the Navajo Nation

## 2023/2024 Financials

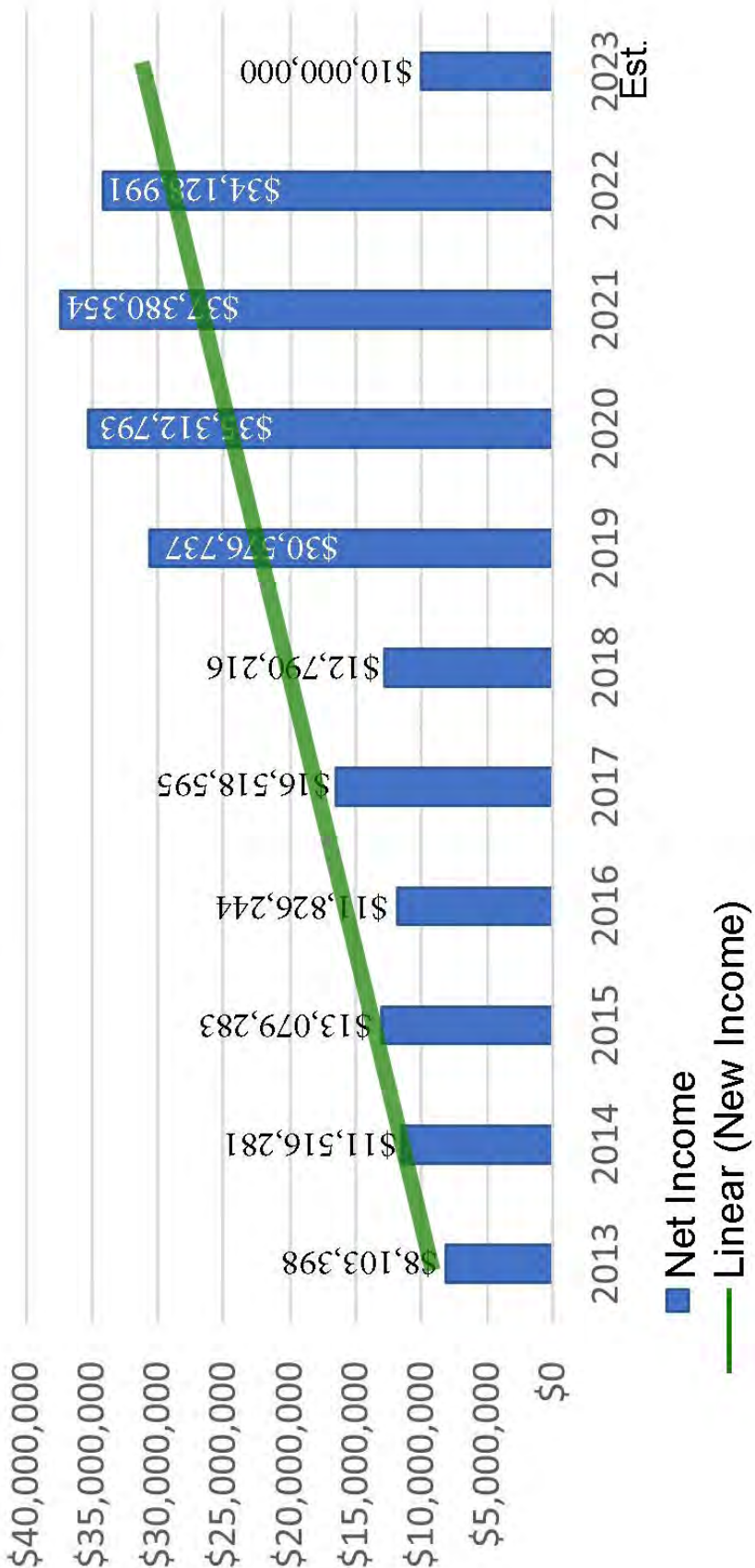


# FINANCIAL HEALTH

NP 2023 EST. AS OF 11/09/23

## NTUA 10 Year Audited Financial Statements:

### Net Position





# NTUA DOES PAY NAVAJO NATION TAXES

(NOT INCLUDING TAXES PAID BY NTUA CONTRACTORS & VENDORS)

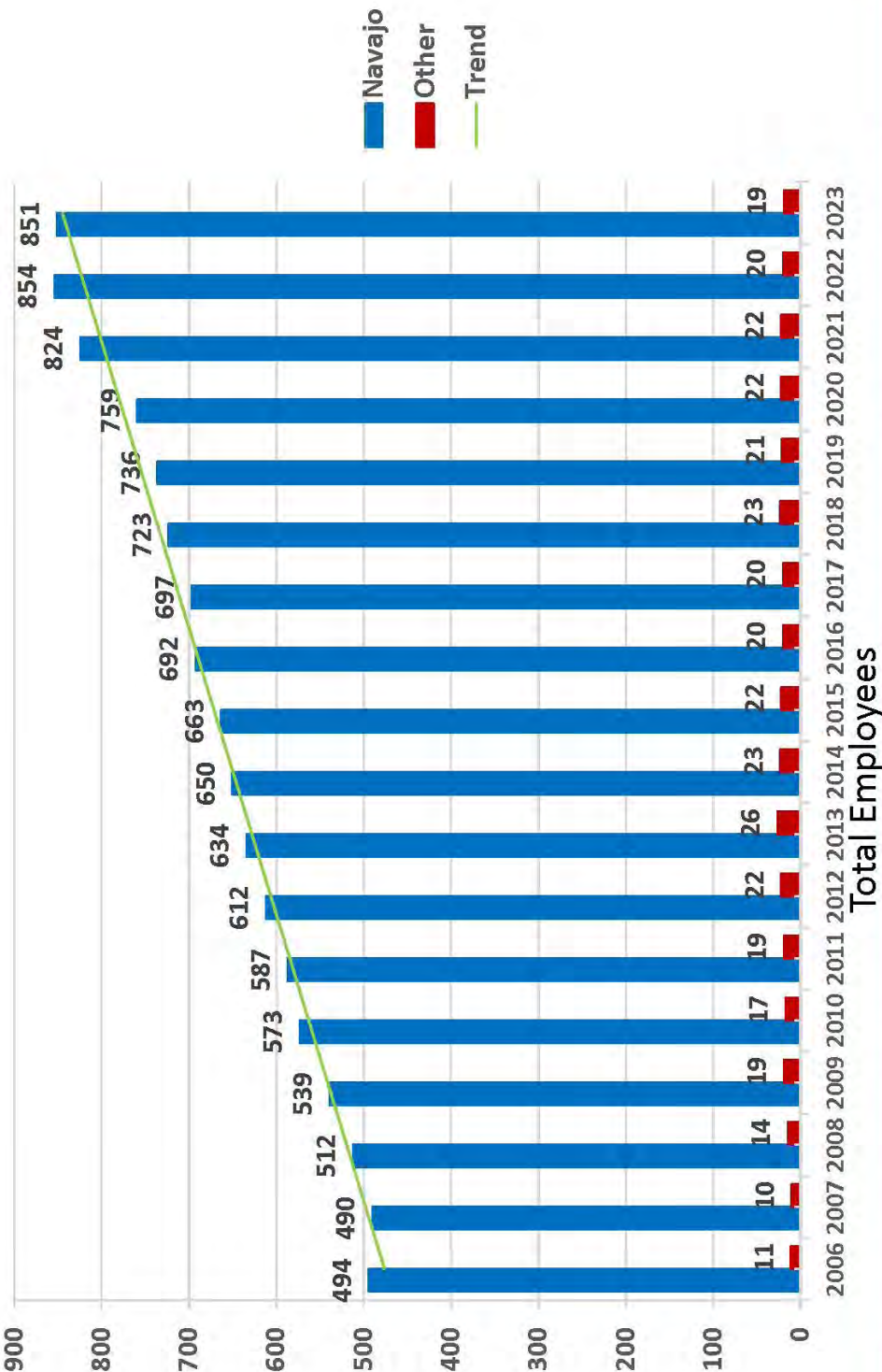
Year	Construction Tax	Consumption Tax	Sales Tax - Café	Junk Food Tax	Totals
		Form 100	Form 100	Form 1100	
2023	\$ 3,056,005	8,576,301	20,642	6,881	\$ 11,659,829
2022	5,336,552	10,870,355	24,503	8,168	\$ 16,239,578
2021	2,568,561	9,551,592	20,678	6,893	\$ 12,147,724
2020	3,523,863	8,764,191	17,915	5,972	\$ 12,311,941
2019	2,386,106	8,446,179	10,132	3,377	\$ 10,845,795
2018	3,119,181	5,467,078	-	-	\$ 8,586,259
2017	2,858,672	4,614,430	-	-	\$ 7,473,102
2016	3,629,926	4,066,687	-	-	\$ 7,696,613
2015	761,912	4,083,307	-	-	\$ 4,845,219
2014	541,728	3,899,462	-	-	\$ 4,441,190
2013	1,982,771	3,654,834	-	-	\$ 5,637,605
2012	3,575,836	2,349,240	-	-	\$ 5,925,076
		Totals			\$ 107,809,930

## NTUA supports the Navajo Nation through paying Sales and Construction Taxes

As a not-for-profit tribal enterprise, NTUA abides by the Navajo Procurement/Purchasing Preference and submits tax payments to the Navajo Nation every quarter based on revenues generated for utility consumption. The taxes that NTUA pays cover the 6 percent Navajo Nation sales tax or the applicable Certified Chapter/Township tax rate. NTUA also pays the Navajo Nation 6 percent on any construction project and mandates that material and equipment be delivered to locations on Navajo so that the applicable sales tax is paid on that material and equipment.



# NTUA WORKFORCE - 18 YEAR TREND (2006 - 2023)




870 Employees of which 98% are of Navajo Descent (851 employees)

19 employees – other Native or Non-Native



# NTUA WORKFORCE ENRICHMENT

- 71% Increase in employment (362 Full time employees)
  - 510 Employees in 2007 (My tenure started 1/25/2008)
  - 870 Employees in 2023 (as of 10/19/2023)
- 98% Navajo descent workforce
- Ongoing Leadership Development Internal Training Series
  - Foremen, Supervisors, and Managers are part of an internal NTUA Leadership Development Program, which include sessions of Strategic Leadership, a four-day intensive course in leadership & management skills, strategic planning methods, emotional intelligence, and employee engagement.
  - Some of the sessions include coaching training and mentoring team development.
  - Supervisors are also trained in NPEA (Navajo Preference in Employment Act), NNOSHA requirements (Safety), and ways to procure goods and services in line with Navajo Nation Business Regulatory standards.
  - Since the COVID-19 Pandemic, Supervisors were trained on how to deal with reporting COVID-19 cases, filling out various forms and remote work, if necessary.





# NAVAJO TRIBAL UTILITY AUTHORITY

(A Navajo Nation Enterprise)

## Statements of Revenues, Expenses, and Changes in Net Position

Years ended December 31, 2022 and 2021

	2022	2021
Operating revenues:		
Electric	\$ 118,648,617	116,910,585
Gas	25,536,127	21,122,766
Water	22,431,334	23,088,039
Other	19,611,775	18,435,807
Wastewater	4,944,116	5,092,017
Photovoltaic	432,655	392,954
Gross operating revenues	191,604,624	185,042,168
Less provision for bad debts	184,963	1,243
Total operating revenues, net	191,419,661	185,040,925
Operating expenses:		
Electricity, gas, and water purchased for resale	84,500,419	74,911,572
Operation and maintenance	32,124,339	26,885,480
Administrative and general	28,188,987	14,454,954
Customer accounts and sales	3,125,006	2,895,077
Provision for depreciation and amortization	32,106,741	32,012,238
Total operating expenses	180,045,492	151,159,321
Operating income	11,374,169	33,881,604
Nonoperating revenues (expenses):		
Interest expense	(8,696,393)	(4,152,633)
Decrease in fair value of investments	(1,713,632)	(464,818)
Merchandising, jobbing, and contract work, net	193,456	306,950
Other, net	8,017,052	3,657,635
Investment and interest income	3,664,207	3,537,678
(Loss) income from investment in joint venture	(3,709,868)	613,938
Total nonoperating revenues	(2,245,178)	3,498,750
Income before capital contributions	9,128,991	37,380,354
Capital contributions	25,000,000	—
Change in net position	34,128,991	37,380,354
Net position at beginning of year	296,139,200	258,758,846
Net position at end of year	\$ 330,268,191	296,139,200

See accompanying notes to basic financial statements.



# NAVAJO TRIBAL UTILITY AUTHORITY

(A Navajo Nation Enterprise)

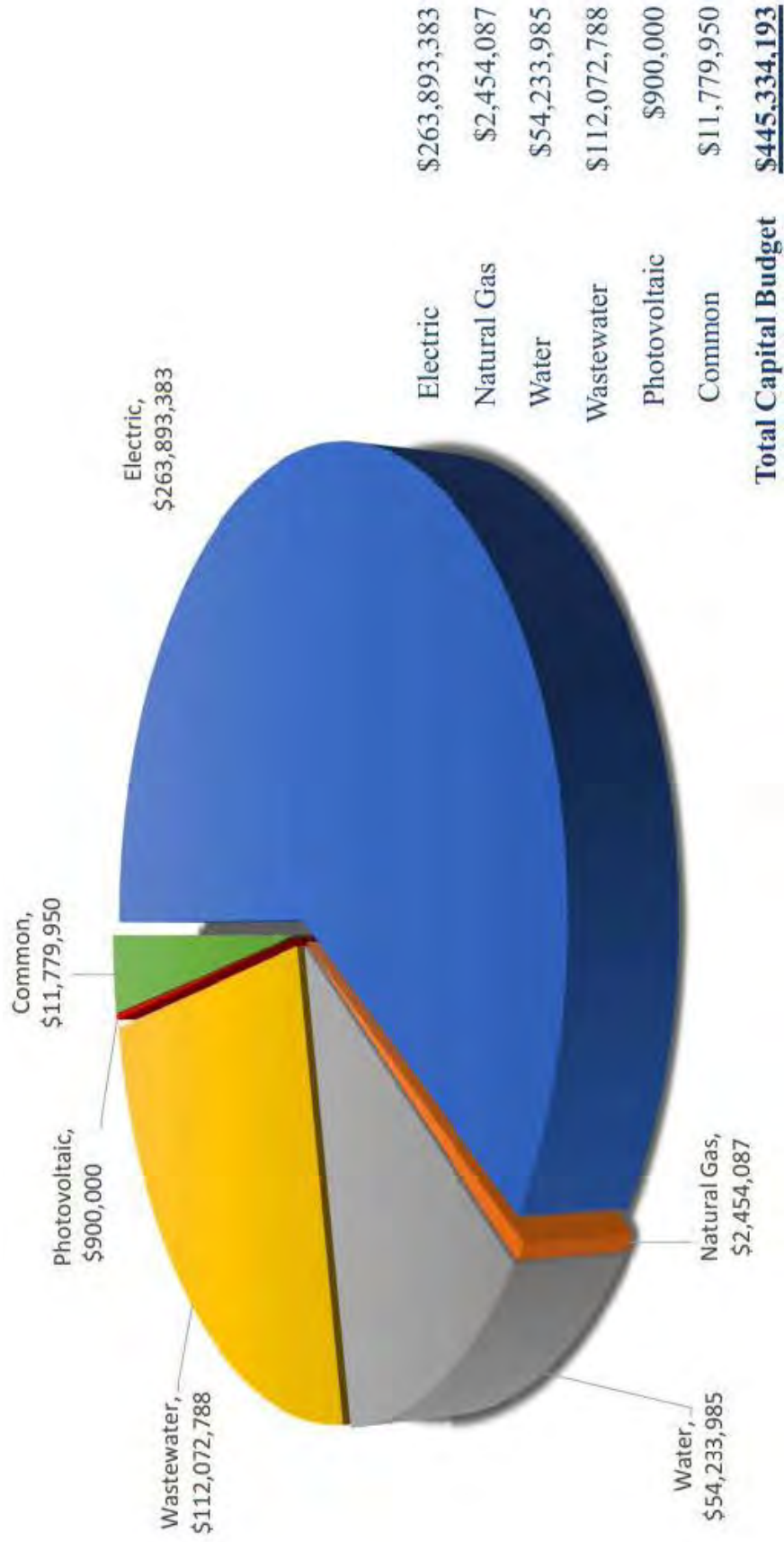
Revenues, Expenses, and Changes in Net Position Data by Type of Service  
Years ended December 31, 2022

	Electric	Gas	Water	Wastewater	PV	Total
Gross operating revenues	\$ 135,346,392	21,122,766	23,088,039	5,092,017	392,954	185,042,168
Recovery of bad debt	690	99	341	100	13	1,243
Total operating revenues, net	135,345,702	21,122,667	23,087,698	5,091,917	392,941	185,040,925
Operating expenses:						
Electricity, gas and water purchased for resale	61,039,093	12,423,623	1,448,856	—	—	74,911,572
Operation and maintenance	11,582,318	2,208,148	9,995,476	2,393,930	705,608	26,885,480
Administrative and general	9,165,983	1,008,420	3,329,429	844,396	106,726	14,454,954
Customer accounts and sales	1,412,149	223,192	954,446	283,074	22,216	2,895,077
Provision for depreciation and amortization	22,488,052	1,827,108	4,813,472	1,460,916	1,452,690	32,042,238
Total operating expenses	105,687,595	17,690,491	20,541,679	4,952,316	2,287,240	151,159,321
Operating income (loss)	29,658,107	3,432,176	2,546,019	139,601	(1,894,299)	33,881,604
Nonoperating revenues (expenses):						
Interest expense	(3,639,602)	(65,719)	(242,538)	(196,066)	(8,708)	(4,152,633)
Decrease in fair value of investments	65,583	(10,383)	(232,819)	(287,050)	(149)	(464,818)
Merchandising, jobbing, and contract work, net	(81,817)	32,015	(45,667)	334,020	68,399	306,950
Allowance for funds used during construction	—	—	—	—	—	—
Other, net	3,433,896	51,194	148,939	51,702	(28,095)	3,657,636
Investment and interest income	1,966,132	45,719	760,246	765,478	103	3,537,678
Income from investment in joint venture	613,938	—	—	—	—	613,938
Total nonoperating revenues	2,358,130	52,826	388,160	668,084	31,550	3,498,750
Income before contributions	32,016,237	3,485,002	2,934,179	807,685	(1,862,749)	37,380,354
Capital contribution	—	—	—	—	—	—
Change in net position	32,016,237	3,485,002	2,934,179	807,685	(1,882,749)	37,360,354
Net position at beginning of year	140,526,519	12,787,931	78,664,193	25,634,540	1,145,663	258,758,846
Change in working capital provided by (to) other services	(12,502,792)	4,319,789	5,676,915	1,481,295	1,024,793	—
New Position at end of year	160,039,964	20,592,722	87,275,287	27,923,520	307,707	296,139,200
See basis of presentation - schedules 1 through 4						

See accompanying independent auditor's report.

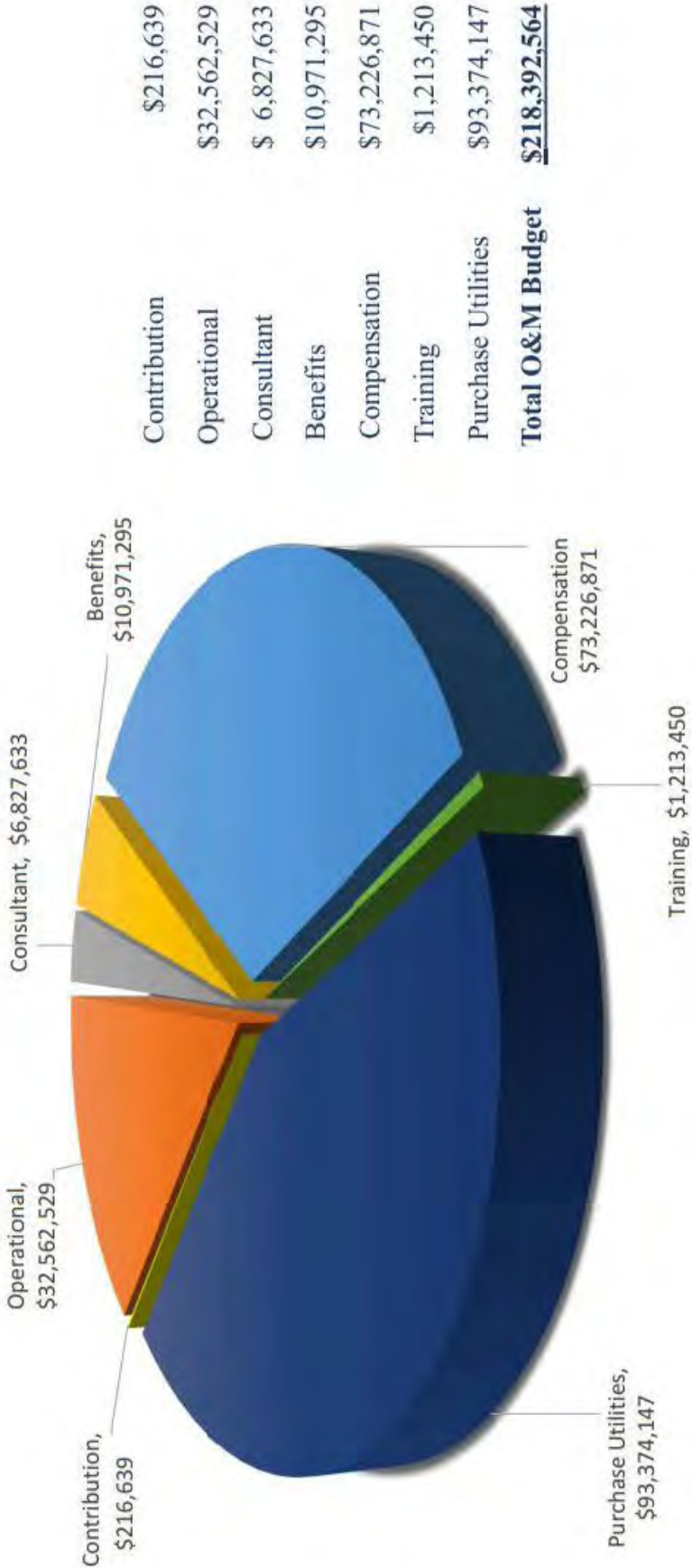


# 2024 APPROVED CAPITAL BUDGET





# 2024 APPROVED O&M BUDGET





# REGIONAL UTILITY RATE COMPARISON

as of September 2023

	Residential						Tax Rates
	Electric Summer	Electric Winter	Gas Summer	Gas Winter	Water	Waste Wtr	
Average NTUA Usage	390 kWh	580 kWh	20 Therms	65 Therms	4400 Gallons 5/8" Meter	4400 Gallons 5/8" Meter	
NTUA	\$ 34.61	\$ 48.67	\$ 16.63	\$ 37.72	\$ 35.34	\$ 18.44	6.0%
Page	33.24	46.39	16.87	32.32	17.42	28.58	9.9%
Farmington	54.31	74.20	36.38	62.51	37.76	35.02	8.2%
Gallup	59.71	88.08	36.38	62.51	41.56	41.33	8.1%
APS Flagstaff (Tuba City)	53.54	75.01	16.87	32.32	40.47	23.54	9.2%
APS Winslow	53.54	75.01	16.87	32.32	28.96	38.06	9.4%
Blanding, UT	47.06	65.61	21.51	51.92	26.53	27.50	6.8%
Jemez Mountains (Torreon)	61.71	83.00					6.4%
CDEC (Crownpoint)	74.77	94.63					6.8%
RMP – Utah	45.21	60.63					6.8%

**Average Rates**      \$ 51.77    \$ 71.12    \$ 23.07    \$ 44.52    \$ 32.58    \$ 30.35

Further Comparison – An average City's electric system has about 500 customers per mile. NTUA's electric system has approximately 4.06 customers per mile. Outside cities have fewer miles of electric lines to operate and maintain.



# NTUA explains the costs of Utilities and compares rates to Neighboring Utilities

In comparison to any other utility company in the Arizona, New Mexico, and Utah, NTUA is very flexible with supporting our customers' needs and looks for a solution to benefit all parties. The NTUA base electric rates have not changed over 16 years. Like all utility customers, NTUA does receive a utility bill. In 2023, NTUA paid over \$69 Million for electricity, water, and natural gas. NTUA must pay for these utilities or risk being disconnected, thereby disconnecting every home and business on the Navajo Nation. NTUA purchases these utilities from off the Navajo Nation and distributes to homes and business throughout the region.

Among the key aspects we explain to customers are Power Cost Adjustment (PCA) and Power Gas Adjustment (PGA). PCA refers to electricity, whereas PGA refers to natural gas. In addition to electricity and natural gas, NTUA also purchases water from off the Navajo Nation to distribute within the Northern agency. PGA/PCA changes monthly because of shifting costs of fuel, including coal, natural gas, and solar, used to generate electricity and gas. Like gasoline prices at gas stations, these adjustments reflect the dynamic cost of fuel sources.

Further variability exists because NTUA purchases electricity and gas through both long-term contracts and monthly purchases on the national marketplace. This national marketplace is subject to constant change and contributes to utility cost fluctuations. PCA/PGA items on bills pass these costs directly on to customers without any additional markup. As a result of these monthly calculations all customers are billed according to their individual meter usage.

NTUA does not make extra revenue from PCA/PGA; instead, it passes these costs onto its customers directly. A PGA/PCA variation is like a fuel price change at the gas station, where prices can change up or down.

Here's a chart showing NTUA's utility rates in comparison to neighboring utilities. Please note that the cities, such as Farmington, Gallup, Flagstaff, and Page provide services to a limited region serving hundreds of customers per square mile. NTUA has a lower customer density of approximately 5 customers per square mile; yet, the rates of neighboring utilities are higher than NTUA.



The background of the entire page is a traditional Navajo rug pattern. It features a repeating geometric design in shades of blue, red, and white. The pattern includes horizontal bands of zig-zags, squares, and other geometric motifs. A large, semi-transparent white rectangle is centered on the page, serving as a backdrop for the text.

# **Navajo Tribal Utility Authority**

An Enterprise of the Navajo Nation

## **2023 Year End Utility Construction Projects**





# Navajo Tribal Utility Authority - Electric Systems Division

## 2023 COMMUNITY POWER LINE PROJECTS

### PROJECTS:

25 Projects, 88 Families  
59.86 Miles of Line

### BUDGET:

\$6,818,909.40

### INITIAL TARGET:

22 Projects, 80 Families

### INITIAL BUDGET

\$6,856,284.48

### STATUS:

14 - Complete  
2 - In Progress  
9 - Pending



Note: ▲ = Carry-Over from previous years

CHINLE	
LOCATION	FAMILIES
Customers: 3 Sub-Total: \$24,502.11	
<b>Pinon</b> .....	<b>2</b>
Scattered (SLA)	
Pinon .....	1
Scattered (SLA)	

FORT DEFENCE	
LOCATION	FAMILIES
Customers: 11 Sub-Total: \$408,137.04	
<b>Coalmine (FD)</b> .....	<b>1</b>
Scattered	
▲ Mexican Springs .....	1
Scattered (SLA)	
▲ <b>Mexican Springs</b> .....	<b>1</b>
Scattered (SLA)	
Standing Rock .....	1
Scattered (TAA)	
Standing Rock .....	6
Scattered (SLA)	
<b>St. Michaels</b> .....	<b>1</b>
Scattered (SLA)	

SHIPROCK	
LOCATION	FAMILIES
Customers: 9 Sub-Total: \$442,518.69	
<b>Burnham</b> .....	<b>1</b>
Scattered (SLA)	
Hogback .....	2
Scattered (SLA)	
▲ <b>Sheepsprings</b> .....	<b>4</b>
Toh Haktsooi	
▲ <b>Red Valley</b> .....	<b>1</b>
Scattered (SLA)	
<b>Red Valley</b> .....	<b>1</b>
Scattered (SLA)	

DILKON	
LOCATION	FAMILIES
Customers: 45 Sub-Total: \$4,518,915.83	
<b>Birdsprings</b> .....	<b>1</b>
Scattered (SLA)	
<b>Birdsprings</b> .....	<b>2</b>
Phase I V	
▲ <b>Greasewood Springs</b> .....	<b>16</b>
Antelope Trail	
Indian Wells .....	3
Scattered (SLA)	
<b>Leupp</b> .....	<b>23</b>
North Grand Falls	

KAYENTA	
LOCATION	FAMILIES
Customers: 17 Sub-Total: \$1,183,024.27	
<b>Dennehotso</b> .....	<b>1</b>
Scattered (SLA)	
<b>Dennehotso</b> .....	<b>5</b>
Scattered	
▲ Navajo Mountain, Utah .....	<b>1</b>
Scattered	
<b>Oljato</b> .....	<b>9</b>
Halgaithoh Phase II	
<b>Shonto</b> .....	<b>1</b>
Scattered (SLA)	

TUBA CITY	
LOCATION	FAMILIES
Customers: 3 Sub-Total: \$241,811.46	
<b>Lechee</b> .....	<b>2</b>
Scattered (SLA)	
<b>Kaibeto</b> .....	<b>1</b>
Scattered (SLA)	

as of 12/31/2023





# Navajo Tribal Utility Authority - Electric Systems Division

## 2023 COMMUNITY POWER LINE PROJECTS RIGHT-OF-WAY

### PROJECTS:

28 Projects, 98 Families  
68.95 Miles of Line

### BUDGET:

\$958,912.19

### INITIAL TARGET:


23 Projects, 95 Families  
63.71 Miles of Line

### INITIAL BUDGET:

\$846,950.63

### STATUS:

8 - Complete  
20 - In Progress  
0 - Pending



Note: ▼ = Carry-Over from 2017-20  
▲ = Carry-Over from 2021

CHINLE	
LOCATION	FAMILIES
Black Mesa	1
SLA (Veteran)	
Pinon Chapter	1
Scattered	
Pinon Chapter	5
Scattered	

FORT DEFIANCE	
LOCATION	FAMILIES
Coalmine	2
Scattered	
Mexican Springs	14
Scattered (TAA)	
Mexican Springs	2
Scattered (SLA)	
Naschitti White Hills Sand	7
Standing Rock	2
Jones Ext (TAA)	
Standing Rock	8
Scattered (SLA)	
Standing Rock	1
Scattered (TAA)	

SHIPROCK	
LOCATION	FAMILIES
Burnham (Formal)	1
Hogue Extension	
Burnham (SLA)	1
Scattered	
Cudei Chapter 3 Phase	1
On-site	
Cudei Chapter 3 Phase	0
Off-site	
Hogback (Formal)	1
Scattered	
Hogback (SLA)	1
Scattered	
Red Valley (Formal) (SLA)	1
Red Valley (SLA)	1
Sheepsprings	6
Tooh Haissoo Phase II	
Sweetwater	1
3 Ph (Chapter Complex)	

DILKON	
LOCATION	FAMILIES
Birdsprings Phase IV	2
Whitecone	1
Scattered (SLA)	
Wide Ruins Chapter	5
Scattered Phase III	

KAYENTA	
LOCATION	FAMILIES
Dennehotso	5
Scattered	
Kayenta	24
CombRidge/El Capitan	
Navajo Mountain, Utah	2
Scattered	
Navajo Mountain	1
Scattered (SLA)	

TUBA CITY	
LOCATION	FAMILIES
Coalmine Canyon	1
Scattered	

as of 12/31/2023





# Navajo Tribal Utility Authority - Electric Systems Division

## 2023 COMMERCIAL POWER LINE PROJECTS

### PROJECTS:

20 Projects, 3 Families

### BUDGET:

\$1,924,653.35

### INITIAL TARGET:

14 Projects, 4 Families

### INITIAL BUDGET

\$1,806,579.12

### STATUS:

8 - Complete  
2 - In Progress  
10 - Pending



Note: ▲ = Carry-Over

LOCATION	FAMILIES
Customers: 0	Sub-Total: \$33,117.75

▲ OEHE NA-06-D32/Q39 .....0  
Rough Rock Well Building  
OEHE NA-T65 .....0  
Rock Point Booster

LOCATION	FAMILIES
Customers: 0	Sub-Total: \$47,090.07

OEHE Q84 .....0  
Houck Booster Station  
OEHE #6-Q84 .....0  
Houck PCV  
OEHE ECV Q84 .....0  
Lupton PCV

LOCATION	FAMILIES
Customers: 2	Sub-Total: \$169,314.20

▲ Four Corners Monument.....1  
EME/URD  
OEHE NA-17 W20 .....1  
Shiprock lift Station  
OEHE XM9 .....0  
Sanostee Comm Well  
OEHE 496 .....0  
Burnham Chlorination Station  
OEHE 497 (Shiprock).....0  
Rattlesnake Chlorination Station

LOCATION	FAMILIES
Customers: 0	Sub-Total: \$1,638,226.54

OEHE U02 .....  
Leupp Well Pump Station  
▲ OEHE W01/U02 .....  
Main line Conversion  
OEHE W01/U02 .....  
Booster Station "0"  
OEHE W01/U02 .....  
Booster Station "1"  
OEHE W01/U02 .....  
Booster Station "2"  
OEHE W01/U02 .....  
Booster Station "3"  
OEHE W01/U02 .....  
Booster Station "4"

LOCATION	FAMILIES
Customers: 1	Sub-Total: \$36,904.79

ADOT Shonto Street lighting...1  
OEHE NA-13-XB4 .....0  
Garret Ridge Booster Station  
OEHE T09 .....0  
Shonto Booster Station

LOCATION	FAMILIES
Customers: 0	Sub-Total: \$0





# Navajo Tribal Utility Authority - Electric Systems Division

## 2023 NAVAJO HOUSING AUTHORITY PROJECTS


**PROJECTS:**  
42 Projects, 42 Families


**BUDGET:**  
\$603,512.45

**INITIAL TARGET:**  
40 Projects, 40 Families

**INITIAL BUDGET**  
\$573,179.83

**STATUS:**  
0 - Complete  
4 - In Progress  
38 - Pending  
3 - Dropped by NHA





CHINLE	
Families: 4	Sub-Total: \$71,471.49
LOCATION	FAMILIES
▲ Chinle.....	1
Scattered	
▲ Lukachukai.....	2
Scattered	
▲ Round Rock .....	1
Scattered	

FORT DEFIANCE	
Families: 9	Sub-Total: \$17,448.86
LOCATION	FAMILIES
▲ Crystal .....	2
Scattered	
▲ New Lands.....	1
Scattered	
▲ Oak Springs .....	1
Scattered	
▲ Sawmill .....	1
Scattered	
▲ St. Michaels.....	1
Scattered	
▲ Standing Rock .....	1
Scattered	
▲ Whiterock .....	1
Scattered	
▲ Pine Springs.....	1
Scattered	

SHIPROCK	
Families: 16	Sub-Total: \$198,288.14
LOCATION	FAMILIES
▲ Aneth Scattered.....	0
▲ Burnham Scattered .....	1
▲ Mexican Water Scattered.....	1
▲ Nenahnezad Scattered .....	2
▲ Red Mesa Scattered .....	1
▲ Shiprock Scattered.....	7
▲ Sweet Water Scattered.....	1
Teec Nos Pos Scattered.....	2
▲ Two Grey Hills Scattered .....	1

DILKON	
Families: 4	Sub-Total: \$97,431.04
LOCATION	FAMILIES
▲ Dilkon.....	3
Scattered	
▲ Jeddito.....	1
Scattered	

KAYENTA	
Families: 1	Sub-Total: \$10,000.42
LOCATION	FAMILIES
▲ Navajo Mountain.....	1
Scattered	

TUBA CITY	
Families: 8	Sub-Total: \$108,872.50
LOCATION	FAMILIES
▲ Cameron.....	1
FBFA Scattered	
Cedar Ridge .....	1
Scattered	
▲ Coppermine.....	3
FBFA Scattered	
▲ Kaibeto .....	0
FBFA Scattered	
▲ Tonalea .....	1
FBFA Scattered	
▲ Tuba City .....	2
FBFA Scattered	

Note: ▲ = Carry-Over from previous years

as of 12/31/2023





# Navajo Tribal Utility Authority - Natural Gas Division

## 2023 Natural Gas Construction - Residential

Customer Funded

### PROJECTS:

98 Families as of 12/31/2023

### BUDGET:

\$307,060.46

### COMPLETE:

\$425,500.91

### INITIAL TARGET:

97 Families as of 1/1/2023

### INITIAL BUDGET:

\$291,315.43

### CARRY OVER:

\$291,315.43

### STATUS:

97 - Complete

1 - In Progress

0 - Pending

0 - ROW



Note: ▲ = Carry-Over

LOCATION	CUSTOMER	DILKON	KAYENTA
		Total Families: 96	Total Families: 0
		Sub-Total: \$284,330.97	Sub-Total: \$0
		LOCATION	CUSTOMER
▲	Dilkon Health Center	51	
	South Housing		
▲	Dilkon Health Center	45	
	North Housing		

LOCATION	CUSTOMER	FORT DEFIANCE	SHIPROCK
		Total Families: 1	Total Families: 0
		Sub-Total: \$6,984.46	Sub-Total: \$0
		LOCATION	CUSTOMER
	Residence (JW)	1	
	Residence (RB)	1	

Melissa Segay 12/31/2023





# Navajo Tribal Utility Authority - Natural Gas Division

## 2023 Natural Gas Construction - Commercial

Customer Funded

### PROJECTS:

8 Customers as of 12/31/2023

### BUDGET:

\$271,426.53

### COMPLETE:

\$249,322.63

### INITIAL TARGET:

8 Customers as of 1/1/2023

### INITIAL BUDGET:

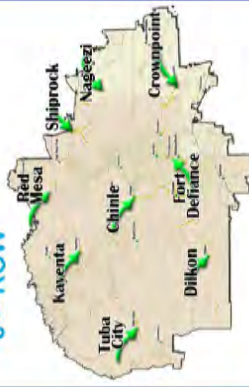
\$32,578.26

### CARRY OVER:

\$32,578.26

### STATUS:

5 - Complete  
3 - In Progress  
0 - Pending  
0 - ROW



CHINLE	CUSTOMERS
Total Customers: 3	
Sub-Total: \$169,190.03	
LOCATION	CUSTOMERS

Chinle USD .....0  
24 Bus Barn Capping

Chinle Behavioral .....0  
Health Gas System

Retirement and .....0  
Service Line Upgrade

Mesa View .....0  
Gas Main Re-Route

Many Farms .....0  
Meter Upgrades

Sage Memorial .....3  
New Hospital Location

DILKON	CUSTOMERS
Total Customers: 0	
Sub-Total: \$0	
LOCATION	CUSTOMERS

KAYENTA	CUSTOMERS
Total Families: 0	
Sub-Total: \$0	
LOCATION	CUSTOMERS

TUBA CITY	CUSTOMERS
Total Families: 2	
Sub-Total: \$37,468.24	
LOCATION	CUSTOMERS

Tuba City .....1  
Chapter House

Tuba City RHC .....1  
Emergency Addition

CROWNPOINT	CUSTOMERS
Total Customers: 3	
Sub-Total: \$22,562.24	
LOCATION	CUSTOMERS

NNSC- Pizza Place ...1

Standing Rock .....2  
Headstart

FORT DEFIANCE	CUSTOMERS
Total Customers: 0	
Sub-Total: \$25,753.45	
LOCATION	CUSTOMERS

Tohatchi Detention .....0  
Center Retirement

Hogan Hozhoni .....0  
Gas Re-Route

SHIPROCK	CUSTOMERS
Total Customers: 0	
Sub-Total: \$16,452.57	
LOCATION	CUSTOMERS

Johns Hopkins .....0  
University

Service Line Capping

Northern Navajo .....0  
Medical Center

Meter Upgrade





# Navajo Tribal Utility Authority - Natural Gas Division

## 2023 Natural Gas Construction - Capital Improvement Projects

NTUA Funded

<b>PROJECTS:</b>	
26 Projects as of 12/31/2023	
<b>BUDGET:</b>	
\$786,330.19	
<b>COMPLETE:</b>	
\$675,267.06	
<b>INITIAL TARGET:</b>	
4 Projects as of 1/1/2023	
<b>INITIAL BUDGET</b>	
\$282,079.00	
<b>CARRY OVER:</b>	
\$37,190.25	

### STATUS:

10 - Complete  
2 - In Progress  
4 - Pending  
1 - ROW



CHINLE	
Total Projects: 1	
Sub-Total: \$23,773.45	
LOCATION	CUSTOMERS
Nazlini Gas Main Upgrade	1

KAYENTA	
Total Projects: 1	
Sub-Total: \$330,518.00	
LOCATION	CUSTOMERS
Kayenta Loop Final Phase	1

SHIPROCK	
Total Projects: 4	
Sub-Total: \$108,609.48	
LOCATION	CUSTOMERS
North Shiprock Derate the System and Remove all Farm Taps	1
Shiprock Fairground	1
Steel Main Upgrade	1
NNMC Gas Leak	1
Gas Main Repair	1
STP - NAPI Block 3	1

TUBA CITY	
Total Projects: 1	
Sub-Total: \$168,697.00	
LOCATION	CUSTOMERS
Tuba City 4-inch Main Loop	1

DILKON	
Total Project: 0	
Sub-Total: \$20,023.48	
LOCATION	CUSTOMERS
<del>Greasewood Spring</del>	<del>0</del>
<del>Lower Lines in NHA Housing</del>	<del>0</del>
*Note: Project was removed as no evidence of erosion has been found. Project will be revisited, if needed in 2025.	

FORT DEFIANCE	
Total Project: 19	
Sub-Total: \$134,708.78	
LOCATION	CUSTOMERS
Hunter's Point Wash Out	1
NN Fleet Management	1
Navajo Wash	1
NTUA Vehicle Shop	1
Line Lowering	1
Kit Carson Drive	1
Gas Main Retirement	1
NTUA Old Engineering Building Capping	1
Chuska School	1
Regulator Replacement	1
Navajo Nation	1
President Service Line Upgrade	1
WR Jail Meter	1
Upgrade	1

Dilkon Shopping Center Meter Upgrades	1
---------------------------------------	---





# Navajo Tribal Utility Authority 2023 W/WW ENGINEERING DEPARTMENT CAPITAL WATER PROJECTS

## PROJECTS:

79 Projects

## BUDGET:

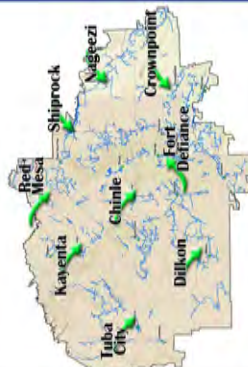
\$52,792,325

## STATUS:

6 - Complete

38 - In Progress

35 - Pending



### CHINLE

Total: 24 Sub-Total: \$5,242,257

LOCATION PROJECTS

Chilchimbeto.....1

White Mesa booster w/building &ES

Chinle PRVs.....2

Cottonwood.....1

Booster w/building & ES

Flatrock Wash Out.....1

Ganado Re-Chlorination.....3

Ganado Well.....1

Lukachukai Wash Out.....1

Tselina South Tank Bore.....1

Many Farms Wash Out.....1

Nazlini.....1

Booster w/building & ES

Pinon Subsurface Bore.....1

Pinon Wash Out.....2

Rock Point Well LF3.....1

Whippoorwill Wash Out.....1

### DILKON

Total: 10 Sub-Total: \$16,350,000

LOCATION PROJECTS

Dilkon Pass Upgrade.....1

Leupp PRVs.....5

w/vault 5 ea

Lower Greasewood.....1

WTP

Twin Arrows.....1

Travel Plaza

Twin Arrows.....1

Tower 5820

White Cone.....1

Booster w/building & ES

### RED MESA

Total: 6 Sub-Total: \$22,187,207

LOCATION PROJECTS

Aneth.....2

Water Treatment Plant

Ph1 upgrade PRC & AV w/plumbing

Red Mesa.....1

PRV plumbing w/ vault

### NAVAJO NATION

Total: 11 Sub-Total: \$5,216,000

LOCATION PROJECTS

10 master meter w/vaults

Replacements of water system components

New/existing residential water meter

Replace /Repair RTU at various locations

Replace 44 existing well meters with new SCADA/AMI meters

Storage Tank renovations

Replacement of pump and motors w/in water system

Valve Replacements

Well Renovations

Storm damage replacement of water control system components

Storm damage replacement of water system components

### SHIPROCK

Total: 10 Sub-Total: \$8,160,478

LOCATION PROJECTS

Shiprock.....1

Chlorine Injection Building w/ES

Beclabito Booster #3.....1

Vault w/new building & plumbing

Beclabito.....1

PRVs w/vaults 1 ea

Nageezi WLS.....1

Oaksprings, RT63.....1

PRV w/vault.....2

Rattlesnake.....2

Booster w/building & ES

Red Valley watering Point.....1

Toadlena.....1

7 ea. Water line Road Crossings

Upper Fruitland.....1

ARV's w/vault & tap

### TUBA CITY

Total: 3 Sub-Total: \$335,000

LOCATION PROJECTS

Bittersprings Tank.....1

Replace altitude valve, plumbing & vault @ tank

Cameron School.....1

Drinking Water

Cameron WLS.....1

### CROWNPOINT

Total: 12 Sub-Total: \$5,291,746

LOCATION PROJECTS

Counselor.....2

at Nickle Mesa

Crownpoint.....1

Replace 1000 meters w/ Elster & AMI Module

Nageezi.....5

PRVs w/vaults 5 each

Pinedale BIA N7054.....1

crossing 6" 4" 2"

South Ojo Encino.....1

PRV w/vault

Thoreau.....1

Replace controls wells, booster & tank

Thoreau JW Camp.....1

Booster w/building &ES

### KAYENTA

Total: 5 Sub-Total: \$2,120,000

LOCATION PROJECTS

Chilchimbeto.....1

Yellowhair booster w/building & ES

Dennehotso.....1

Well Upgrade existing control system

Dennehotso.....1

Road & Bridge Crossings

Kayenta Well #3.....1

Replace Well control

Shonto Well.....1

Replace Well control

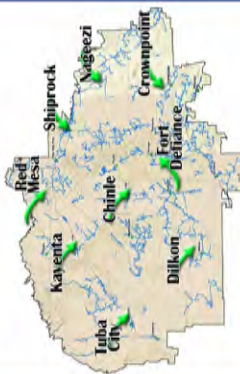




# Navajo Tribal Utility Authority 2023 W/WW ENGINEERING DEPARTMENTCAPITAL WASTEWATER PROJECTS

**PROJECTS:**  
23 Projects  
**BUDGET:**  
\$33,258,685

**STATUS:**  
0 - Complete  
21 - In Progress  
02 - Pending



CHINLE	
Total: 2, Sub-Total: \$2,046,000	PROJECTS
LOCATION	PROJECTS
Chinle WWTP	1
Compliance Plan	
Chinle	1
Septic Receiving Station	

DILKON	
Total: 0 Sub-Total: \$0	PROJECTS
LOCATION	PROJECTS

KAYENTA	
Total: 1 Sub-Total: \$1,446,000	PROJECTS
LOCATION	PROJECTS
Kayenta	1
Septic Receiving Station	

TUBA CITY	
Total: 2 Sub-Total: \$2,470,000	PROJECTS
LOCATION	PROJECTS
Coalmine Canyon	1
Chapter Lagoon	
Tuba City Bridge	1
Sewer Line Replacement	

CROWNPOINT	
Total: 0 Sub-Total: \$0	PROJECTS
LOCATION	PROJECTS

FORT DEFIANCE	
Total: 6 Sub-Total: \$4,094,000	PROJECTS
LOCATION	PROJECTS

SHIPROCK	
Total: 1 Sub-Total: \$220,000	PROJECTS
LOCATION	PROJECTS
Sanostee	1
Permanent Tie-in	

NAVAJO NATION	
Total: 11, Sub-Total: \$23,009,685	PROJECTS
LOCATION	PROJECTS

- Sewer Collection Cleaning
- Miscellaneous wastewater systems components
- Storm Damage replacement of waste-water systems
- Replacement of various types of pump/motors
- 24 ea. Lagoon Fence & Gate replacement. 12,000' and 5 gates
- Sewer Collection Rehab
- Manhole Rehab
- Sludge Removal
- Lagoon Dressing
- Emergency Sewer Repair
- WW Manhold Rehab





## Contact List

### **Navajo Tribal Utility Authority**

**A Proud Enterprise of the Navajo Nation**

**P.O. Box 170, Fort Defiance, Arizona 86504**

**www.ntua.com • 1-800-528-5011**

#### **HEADQUARTERS**

- General Manager ..... Walter W. Haase, P.E.
- Deputy General Manager ..... Rex Kontz
- Associate Deputy General Manager ..... Rayni Nelson
- Deputy General Manager – EISD ..... Srinivasa Venigalla
- Deputy General Manager – NTUA Generation ..... Arash N. Moalemi
- Chief Financial Officer ..... Gerard Curley
- Deputy Chief Financial Officer ..... Matthew Devore
- Deputy General Manager – CSD ..... Brian Thomason
- Electric Systems Director ..... Lester Lee
- Government and Public Affairs Manager ..... Deenise Becenti
- Human Resources Manager ..... Rowena Benally
- Natural Gas Manager ..... Antony Davison
- IT Manager ..... Savoy Yazzie
- Transportation & Equipment Manager ..... Bryno Shirley

#### **Chinle District Office**

**P.O. Box 549, Chinle, Arizona 86503**

- District Manager ..... Gary Monroe
- Office Supervisor ..... Charmayne Wilson
- Field Superintendent ..... Vacant
- Customer Service Supervisor ..... Rhonda Lomakema

#### **Crownpoint District Office**

**P.O. Box 1825, Crownpoint, New Mexico 87313**

- Acting District Manager ..... Paula Hoylan
- Office Supervisor ..... Jamie Russette
- Field Superintendent ..... John Bates
- Customer Service Supervisor ..... Candice Whitman

#### **Dilkon District Office**

**HC 63 Box D, Winslow, Arizona 86047**

- District Manager ..... Jonathan Curley
- Office Supervisor ..... Annelita Spencer
- Field Superintendent ..... Isabelle Lang
- Customer Service Supervisor ..... Vacant

#### **Fort Defiance District Office**

**P.O. Box 587, Fort Defiance, Arizona 86504**

- District Manager ..... Paula Holyan
- Office Supervisor ..... Ilene Noble
- Field Superintendent ..... Wendell Damon
- Customer Service Supervisor ..... Andreana Henry

#### **Kayenta District Office**

**P.O. Box 37, Kayenta, Arizona 86033**

- District Manager ..... Vircyntia Charley
- Office Supervisor ..... Patricia Watchman
- Field Superintendent ..... Melissa Parrish
- Customer Service Supervisor ..... Sampson Yazzie

#### **Shiprock District Office**

**P.O. Box 1749, Shiprock, New Mexico 87420**

##### **Red Mesa Sub-Office**

##### **Nageezi Sub-Office**

- District Manager ..... Wilfred Franklin, Jr.
- Office Supervisor ..... Natissa Johnson
- Field Superintendent ..... Cornelius Carl
- Customer Service Supervisor ..... Morena Barber

#### **Tuba City District Office**

**P.O. Box 398, Tuba City, Arizona 86045**

- District Manager ..... Alicia Richards
- Office Supervisor ..... Linda Curley
- Field Superintendent ..... Chester Whiterock, Sr.
- Customer Service Supervisor ..... Brandon J. Begay

#### **CHOICE NTUA WIRELESS (NTUAW)**

**www.choice-wireless.com**

**928-730-2273**

- General Manager ..... Velena Tsosie
- Director of Operations ..... Cheryl Bitsui
- Customer Service Manager ..... Vacant

#### **Office Hours**


**7:00 a.m. to 6:00 p.m. (Monday - Friday)**

**Red Mesa & Nageezi: 8:00 a.m. to 5:00 p.m. (Mon.-Fri.)**

**After Hours Outage Reporting - Utility Operations Center : 1-800-528-5011**

**www.ntua.com**

**Navajo Tribal Utility Authority is also on**







# Navajo Tribal Utility Authority

A Proud Enterprise of the Navajo Nation

[www.ntua.com](http://www.ntua.com) • 1-800-528-5011

